

DISCIPLINE: ELECTRONICS
GROUP: IT Equipment

ULR No.: TC615121200000408F

SUMMARY OF TEST REPORT

TEST REPORT NO... CTRC-SC21EPF12057...DATED...10.08.2021
(Number of pages in test report: page no. 1 to 131)

TEST FORMAT AS PER IS 13252 (Part 1): 2010 + A1: 2013+ A2:2015 / IEC 60950-1: 2005 + A1: 2009 +A2:2013

- Name of Manufacturer: Globtek (Suzhou) Co., Ltd
No. 76 JINLING EAST ROAD, SUZHOU INDUSTRIAL PARK, CHINA
- Product: ITE Power Supply (Power Adaptor for IT Equipment)
- Model(s): Lead model: GTM961800P18024-T3
Series model: GTM961800P16012-T3, GTM961800P16013.5-T3, GTM961800P17015-T3, GTM961800P17018-T3, GTM961800P18019-T3, GTM961800P18030-T3, GTM961800P18036-T3, GTM961800P18048-T3, GTM961800P18054-T3
- Model differences provided (if applicable): yes
- Model differences verified as per MEITY Guidelines for series formulation: yes
- Test Results: See below

PART A : GENERAL


SL. NO.	TEST REQUIREMENT	CLAUSE	VERDICT
1.	Components	1.5	P
2.	Power Interface	1.6	P
3.	Markings and Instructions	1.7	P

PART B : PROTECTION FROM HAZARDS

SL. NO.	TEST REQUIREMENT	CLAUSE	VERDICT
1.	Protection from electric shock and energy hazards	2.1	P
2.	SELV circuits	2.2	P
3.	TNV circuits	2.3	N/A
4.	Limited current circuits	2.4	P
5.	Limited power sources	2.5	N/A
6.	Provisions for earthing and bonding	2.6	P
7.	Over current for earth fault protection in primary circuits	2.7	P
8.	Safety interlocks	2.8	N/A
9.	Electrical insulation	2.9	P
10.	Clearances, creepage distances and distances through insulation	2.10	P

PART C: WIRING, CONNECTIONS AND PHYSICAL REQUIREMENTS

SL. NO.	TEST REQUIREMENT	CLAUSE	VERDICT
1	Wiring, connections and supply	3.0	P
2	Connection to a mains supply	3.2	P
3	Wiring terminals for connection of external conductors	3.3	N/A



CLASSIC TESTING & RESEARCH CENTRE

B-17, Sector-65, Noida-201 307 (U.P.)

Ph.: 0120-4279394, Contact : 9717699751

Email: classiclab@gmail.com, ctrctestinglab@gmail.com

Website: www.classictestinglab.com



Cert. No. TC-6151

4	Disconnection from the mains supply	3.4	P
5	Interconnection of equipment	3.5	P
6.	Stability	4.1	N/A
7	Mechanical strength	4.2	P
8	Design and construction	4.3	P
9	Protection against hazardous moving parts	4.4	N/A
10	Thermal requirements	4.5	P
11	Openings in enclosures	4.6	N/A
12	Resistance to fire	4.7	P

PART D: ELECTRICAL REQUIREMENTS AND SIMULATED ABNORMAL CONDITIONS

SL. NO.	TEST REQUIREMENT	CLAUSE	VERDICT
1	Touch current and protective conductor current	5.1	P
2	Electric strength	5.2	P
3	Abnormal operating and fault conditions	5.3	P

PART E: CONNECTION TO TELECOM AND CABLED DISTRIBUTION SYSTEM

SL. NO.	TEST REQUIREMENT	CLAUSE	VERDICT
1	Protection of telecommunication network service persons, and users of other equipment connected to the network, from hazards in the equipment	6.1	N/A
2	Protection of equipment users from over voltages on telecommunication networks	6.2	N/A
3	Protection of the telecommunication wiring system from overheating	6.3	N/A
4	Connection to cable distribution systems – General	7.1	N/A
5	Protection of cable distribution system service persons, and users of other equipment connected to the system, from hazardous voltages in the equipment	7.2	N/A
6	Protection of equipment users from over voltages on the cable distribution system	7.3	N/A
7	Insulation between primary circuits and cable distribution systems	7.4	N/A

General Information:


1. The conformity certificates of critical components are verified to ensure complete testing of apparatus under test and details regarding harmonized IEC standards (where IEC standards are not available) are also provided in the list of critical component.

CONCLUSION:

- 1) Sample meets all relevant requirements of IS 13252 (Part 1): 2010 + A1: 2013+ A2:2015 / IEC 60950-1: 2005 + A1: 2009 +A2:2013

I, hereby, undertake that the verdict stated in the test reports for all the tests matches with the test results. The sample meets all relevant requirements of IS 13252 (Part 1): 2010 + A1: 2013+ A2:2015 / IEC 60950-1: 2005 + A1: 2009 +A2:2013. If any deviation is found, suitable punitive action may be taken by BIS.

(Signature of Authorized person with Stamp)



CLASSIC TESTING & RESEARCH CENTRE

B-17, Sector-65, Noida-201 307 (U.P.)

Ph.: 0120-4279394, Contact : 9717699751

Email: classiclab@gmail.com, ctrctestinglab@gmail.com

Website: www.classictestinglab.com



Cert. No. TC-6151

Test Report No.:	CTRC-SC21EPF12057	DISCIPLINE: ELECTRONICS	Page 1 of 131
ULR No.:	TC615121200000408F	GROUP: IT Equipment	Issue Date: 10/08/2021

Manufacturer:	Globtek (Suzhou) Co., Ltd No. 76 JINLING EAST ROAD, SUZHOU INDUSTRIAL PARK, CHINA		
Test item:	ITE Power Supply (Power Adaptors for IT Equipment)		
Identification:	Lead model: GTM961800P18024-T3	Serial No.:	NII
	Series model: GTM961800P16012-T3, GTM961800P16013.5-T3, GTM961800P17015-T3, GTM961800P17018-T3, GTM961800P18019-T3, GTM961800P18030-T3, GTM961800P18036-T3, GTM961800P18048-T3, GTM961800P18054-T3		
Receipt No.:	SC21EPF12057	Date of receipt:	06/07/2021
Testing laboratory and its address:	CLASSIC TESTING & RESEARCH CENTRE B-17,Sector-65,Noida-201307(U.P.)		
Test specification:	IS 13252 (Part 1): 2010 + A1: 2013 + A2 : 2015 / IEC 60950-1: 2005 + A1: 2009 + A2 : 2013		
Test Result:	The test item passed the test specification(s).		
Other Aspects:	1. This report consists of 131 pages including one attachment. 2. Equipment under test (EUT) is ITE Power Supply (Power Adaptor for IT Equipment) model GTM961800P18024-T3 has been tested as per IS 13252 (Part 1): 2010 + A1: 2013 + A2: 2015 / IEC 60950-1: 2005 + A1: 2009 + A2: 2013 complies with all applicable parameters. 3. Series model: GTM961800P16012-T3, GTM961800P16013.5-T3, GTM961800P17015-T3, GTM961800P17018-T3, GTM961800P18019-T3, GTM961800P18030-T3, GTM961800P18036-T3, GTM961800P18048-T3, GTM961800P18054-T3 are under same product family and can be undertaken in series with lead model: GTM961800P18024-T3. All test has been performed on lead model: GTM961800P18024-T3.		
This test report relates to the test sample submitted and list of documents attached.			

Tested by: 	Approved by: Authorized Signatory: 	Issued by:
Testing Engineer (Ranjana Singh)	Laboratory Head (Diksha Sharma)	Deputy Technical Manager (Kumar Gaurav)
Dated:10/08/2021	Dated:10/08/2021	Dated:10/08/2021

TRF No. BIS_IT/PA_IS13252_V1.3



CLASSIC TESTING & RESEARCH CENTRE

B-17, Sector-65, Noida-201 307 (U.P.)

Ph.: 0120-4279394, Contact : 9717699751

Email: classiclab@gmail.com, ctrctestinglab@gmail.com

Website: www.classictestinglab.com



Cert. No. TC-6151

TEST REPORT	
IS 13252 (Part 1): 2010 + A1: 2013+ A2: 2015 / IEC 60950-1: 2005 + A1: 2009 + A2: 2013 Information technology equipment – Safety – Part 1: General requirements "Power Adaptor for IT Equipment"	
Report Reference No.....	CTRC-SC21EPF12057
Date of issue	10/08/2021
Total number of pages.....	131
Testing Laboratory	CLASSIC TESTING & RESEARCH CENTRE
Address	B-17, Sector-65, Noida-201307 (U.P.)
Manufacturer's name	Globtek (Suzhou) Co., Ltd
Address	No. 76 JINLING EAST ROAD, SUZHOU INDUSTRIAL PARK, CHINA
Test specification:	
Standard	IS 13252 (Part 1): 2010 + A1: 2013+ A2: 2015 / IEC 60950-1: 2005 + A1: 2009 + A2: 2013
Test procedure.....	Compliance Report
Non-standard test method.....	N/A
Test Report Form No.....	BIS_IT/PA_IS13252_V1.3
Test Report Form(s) Originator.....	Bureau of Indian Standards
Master TRF.....	03/06/2016
Test item description	ITE Power Supply (Power Adaptors for IT Equipment)
Trade Mark	
Model/Type reference.....	Lead model: GTM961800P18024-T3 Series model: GTM961800P16012-T3, GTM961800P16013.5-T3, GTM961800P17015-T3, GTM961800P17018-T3, GTM961800P18019-T3, GTM961800P18030-T3, GTM961800P18036-T3, GTM961800P18048-T3, GTM961800P18054-T3
Ratings	Input: 100-240Vac, 50/60Hz, 2.2A Output: 24V ■■■ 7.5A, 180W (for series model rating kindly refer page no, 09)
Other Documents submitted	Please refer to Table – List of Attachments at Page No.10

Tested by: 	Approved by / Authorized Signatory: 	Issued by:
Testing Engineer (Ranjana Singh)	Laboratory Head (Diksha Sharma)	Deputy Technical Manager (Kumar Gaurav)
Dated:10/08/2021	Dated:10/08/2021	Dated:10/08/2021

TRF No. BIS_IT/PA_IS13252_V1.3



CLASSIC TESTING & RESEARCH CENTRE

B-17, Sector-65, Noida-201 307 (U.P.)

Ph.: 0120-4279394, Contact : 9717699751

Email: classiclab@gmail.com, ctrctestinglab@gmail.com

Website: www.classictestinglab.com



Cert. No. TC-6151

Report No. CTRC-SC21EPF12057

IS 13252 (Part 1): 2010 + A1: 2013 + A2 : 2015 /

Page 3 of 131

Dated: 10/08/2021

IEC 60950-1: 2005 + A1:2009 + A2 : 2013

ULR No.: TC615121200000408F

Test Code	Description	Measurement/ testing	Total No. of tests	Total no. of applicable tests/ Req.	No. of tests/ Req. passed	Page No.
EL 2100	General Requirements	Components (Cl.1.5)	18	10	10	14-15
EL 2101	General Requirements	Power interface (Cl.1.6)	05	04	04	16
EL 2102	Marking Requirements	Marking & instructions(Cl.1.7)	39	17	17	17-19
EL 2103	Electrical safety	Protection from electric shock and energy hazards (Cl.2.1)	14	05	05	20-21
EL 2104	Electrical safety	SELV Circuits (Cl.2.2)	04	04	04	22
EL 2105	Electrical safety	TNV Circuits (Cl.2.3)	12	00	N/A	23
EL 2106	Electrical safety	Limited current circuits (Cl.2.4)	04	04	04	24
EL 2107	Electrical safety	Limited Power sources (Cl.2.5)	07	00	N/A	25
EL 2108	Electrical safety	Provisions for earthing and bonding (Cl.2.6)	19	13	13	26-27
EL 2109	Electrical safety	Overcurrent and earth fault protection in primary circuits (Cl.2.7)	07	04	04	28
EL 2110	Electrical safety	Safety Interlocks (Cl.2.8)	13	00	N/A	29
EL 2111	Electrical safety	Electrical Insulation (Cl.2.9)	05	05	05	30
EL 2112	Electrical safety	Clearances, Creepage distances and distances through insulation (Cl.2.10)	63	30	30	31-33
EL 2113	Wiring	Wiring, connections and supply (Cl.3)	11	06	06	34
EL 2114	Wiring	Connection to a main supply (Cl.3.2)	14	04	04	35-36
EL 2115	Wiring	Wiring terminals for connection of external conductors (Cl.3.3)	09	00	N/A	37
EL 2116	Wiring	Disconnection for the main supply (Cl.3.4)	12	05	05	38
EL 2117	Wiring	Interconnection of equipment (Cl.3.5)	05	03	03	39
EL 2118	Mechanical properties	Stability (Cl.4.1)	05	00	N/A	40
EL 2119	Mechanical properties	Mechanical strength (Cl.4.2)	13	06	06	41
EL 2120	Mechanical properties	Design and construction (Cl.4.3)	25	03	03	42-43
EL 2121	Mechanical properties	Protection against hazardous moving parts (Cl.4.4)	14	00	N/A	44
EL 2122	Thermal Properties	Thermal requirements (Cl.4.5)	06	05	05	45

TRF No. BIS_IT/PA_IS13252_V1.3



One Roof Solution For Testing And Inspection Services



CLASSIC TESTING & RESEARCH CENTRE

B-17, Sector-65, Noida-201 307 (U.P.)
Ph.: 0120-4279394, Contact : 9717699751
Email: classiclab@gmail.com, ctrctestinglab@gmail.com
Website: www.classictestinglab.com



Cert. No. TC-6151


Report No. CTRC-SC21EPF12057	IS 13252 (Part 1): 2010 + A1: 2013 + A2 : 2015 /	Page 4 of 131
Dated: 10/08/2021	IEC 60950-1: 2005 + A1:2009 + A2 : 2013	ULR No.: TC615121200000408F

EL 2123	Mechanical properties	Openings in Enclosures (Cl.4.6)	18	00	N/A	46-47
EL 2124	Fire Safety	Resistance to fire (Cl.4.7)	25	10	10	48-51
EL 2125	Insulating properties	Electrical requirements and simulated abnormal conditions(Cl.5),5.1	20	10	10	52-53
EL 2126	Insulating properties	Electric Strength (Cl.5.2)	03	03	03	54
EL 2127	Insulating properties	Abnormal operating and fault conditions (Cl.5.3)	11	07	07	55
EL 2128	Communicating connection	Protection of telecommunication network service persons, and users of other equipment connected to the network, from hazards in the equipment(Cl.6.1)	04	00	N/A	56-57
EL 2129	Communicating connection	Protection of equipment users from overvoltages on telecommunication networks (Cl.6.2)	06	00	N/A	58
EL 2130	Communicating connection	Protection of the telecommunication wiring system from overheating (Cl.6.3)	05	00	N/A	59-60
EL 2131	Connection to cable distribution systems	Connection to cable distribution systems(Cl.7)	08	00	N/A	61
EL 2132	Fire safety	Tests for resistance to heat and fire (Annex A)	20	00	N/A	62-63
EL 2133	Insulating properties	Motor tests under abnormal conditions (Annex B)	19	00	N/A	64-65
EL 2134	Electrical Safety	Transformers (Annex C)	03	03	03	66
EL 2135	Insulating properties	Measuring Instruments For Touch-Current Tests (Annex D)	03	02	02	67
EL 2136	Thermal Properties	Temperature Rise Of A Winding(Annex E)	01	00	N/A	68
EL 2137	Electrical safety	Measurement Of Clearances And Creepage Distances(Annex F)	01	01	01	69
EL 2138	Electrical safety	Alternative Method For Determining Minimum Clearances(Annex G)	17	00	N/A	70-71
EL 2139	Radiation Safety	Ionizing Radiation(Annex H)	01	00	N/A	72
EL 2140	Electrical Safety	Table of electrochemical potentials (Annex J)	01	00	N/A	73
EL 2141	General Requirements	Thermal controls (Annex K)	07	00	N/A	74
EL 2142	General Requirements	Normal load conditions for some types of electrical business equipment (Annex L)	08	02	02	75

TRF No. BIS_IT/PA_IS13252_V1.3



One Roof Solution For Testing And Inspection Services



CLASSIC TESTING & RESEARCH CENTRE

B-17, Sector-65, Noida-201 307 (U.P.)

Ph.: 0120-4279394, Contact : 9717699751

Email: classiclab@gmail.com, ctrctestinglab@gmail.com

Website: www.classictestinglab.com



Cert. No. TC-6151

Report No. CTCR-SC21EPF12057	IS 13252 (Part 1): 2010 + A1: 2013 + A2 : 2015 /	Page 5 of 131
Dated: 10/08/2021	IEC 60950-1: 2005 + A1:2009 + A2 : 2013	ULR No.: TC615121200000408F


EL 2143	Electrical Safety	Criteria for telephone ringing signals (Annex M)	13	00	N/A	76
EL 2144	Electrical safety	Impulse Test Generators(Annex N)	03	00	N/A	77
EL 2145	General Requirements	Normative References(Annex P)	01	01	01	78
EL 2146	General Requirements	Voltage dependent resistors (VDRs) (Annex Q)	03	00	N/A	79-80
EL 2147	General Requirements	Examples Of Requirements For Quality Control Programmes(Annex R)	03	00	N/A	81
EL 2148	General Requirements	Procedure For Impulse Testing (Annex S)	04	00	N/A	82
EL 2149	Protection against Ingress of water	Guidance On Protection Against Ingress Of Water (Annex T)	01	00	N/A	83
EL 2150	Wiring	Insulated Winding Wires For Use Without Interleaved Insulation (Annex U)	17	00	N/A	84-85
EL 2151	Electrical Safety	Ac Power Distribution Systems(Annex V)	05	03	03	86
EL 2152	Electrical Safety	Summation Of Touch Currents (Annex W)	08	00	N/A	87
EL 2153	Electrical Safety	Maximum Heating Effect In Transformer Tests(Annex X)	03	03	03	88
EL 2154	Radiation safety	Ultraviolet light conditioning test (Annex Y)	05	00	N/A	89
EL 2155	Electrical Safety	Overvoltage Categories (Annex Z)	01	01	01	90
EL 2156	Mechanical properties	Mandrel Test(Annex AA)	01	00	N/A	91
EL 2157	Electrical Safety	Changes In The Second Edition(Annex BB)	--	--	--	--
EL 2158	Electrical Safety	Evaluation Of Integrated Circuit (IC) Current Limiters (Annex CC)	06	00	N/A	92
EL 2159	Mechanical properties	Requirements For The Mounting Means Of Rack-Mounted Equipment (Annex DD)	04	00	N/A	93
EL 2160	Electrical Safety	Household And Home/Office Document/Media Shredders (Annex EE)	06	00	N/A	94

Certificate: It is certified that the above tests were performed and found to be passing in the requirement tested.



(Approving Authority)

TRF No. BIS_IT/PA_IS13252_V1.3



Report No. CTRC-SC21EPF12057

IS 13252 (Part 1): 2010 + A1: 2013 + A2 : 2015 /

Page 6 of 131

Dated: 10/08/2021

IEC 60950-1: 2005 + A1:2009 + A2 : 2013

ULR No.: TC615121200000408F


Copy of marking plate :



Lead model: GTM961800P18024-T3



TRF No. BIS_IT/PA_IS13252_V1.3



Report No. CTRC-SC21EPF12057

IS 13252 (Part 1): 2010 + A1: 2013 + A2 : 2015 /

Page 7 of 131

Dated: 10/08/2021


IEC 60950-1: 2005 + A1:2009 + A2 : 2013

ULR No.: TC615121200000408F

<p>GlobTek, Inc. www.globtek.com</p> <p>ITE POWER SUPPLY 电源供应器</p> <p>MODEL (型号): GTM961800P16012-T3 INPUT (输入): 100-240V~50-60Hz, 2.2A Input only for India: 100-240V~50/60Hz, 2.2A OUTPUT (输出): 12V === 13.33A, 160W</p> <p>CE 30 10276</p> <p>Conforms to UL STD. 8995-1 Certified to CSA STD. C22.2 NO. 60950-1 Conforms to UL STD. 1310 Certified to CSA STD. C22.2 NO. 223</p> <p>Conforms to UL Std. 62368-1 Cert. to CSA Std. C22.2 No. 62368-1</p> <p>Conforms to AAMI STD. ES0005-1 Certified to CAN/CSA STD. C22.2 NO. 60950-1</p> <p>T4.0A 250VAC</p> <p>EFFICIENCY LEVEL VI</p> <p>IPX0 RoHS</p> <p>MADE IN CHINA 中国制造 WWYY</p>	<p>GlobTek, Inc. www.globtek.com</p> <p>ITE POWER SUPPLY 电源供应器</p> <p>MODEL (型号): GTM961800P16013.5-T3 INPUT (输入): 100-240V~50-60Hz, 2.2A Input only for India: 100-240V~50/60Hz, 2.2A OUTPUT (输出): 13.5V === 11.85A, 160W</p> <p>CE 30 10276</p> <p>Conforms to UL STD. 8995-1 Certified to CSA STD. C22.2 NO. 60950-1 Conforms to UL STD. 1310 Certified to CSA STD. C22.2 NO. 223</p> <p>Conforms to UL Std. 62368-1 Cert. to CSA Std. C22.2 No. 62368-1</p> <p>Conforms to AAMI STD. ES0005-1 Certified to CAN/CSA STD. C22.2 NO. 60950-1</p> <p>T4.0A 250VAC</p> <p>EFFICIENCY LEVEL VI</p> <p>IPX0 RoHS</p> <p>MADE IN CHINA 中国制造 WWYY</p>	<p>GlobTek, Inc. www.globtek.com</p> <p>ITE POWER SUPPLY 电源供应器</p> <p>MODEL (型号): GTM961800P17015-T3 INPUT (输入): 100-240V~50-60Hz, 2.2A Input only for India: 100-240V~50/60Hz, 2.2A OUTPUT (输出): 15V === 11.33A, 170W</p> <p>CE 30 10276</p> <p>Conforms to UL STD. 8995-1 Certified to CSA STD. C22.2 NO. 60950-1 Conforms to UL STD. 1310 Certified to CSA STD. C22.2 NO. 223</p> <p>Conforms to UL Std. 62368-1 Cert. to CSA Std. C22.2 No. 62368-1</p> <p>Conforms to AAMI STD. ES0005-1 Certified to CAN/CSA STD. C22.2 NO. 60950-1</p> <p>T4.0A 250VAC</p> <p>EFFICIENCY LEVEL VI</p> <p>IPX0 RoHS</p> <p>MADE IN CHINA 中国制造 WWYY</p>
Series Model: GTM961800P16012-T3	Series Model: GTM961800P16013.5-T3	Series Model: GTM961800P17015-T3



TRF No. BIS_IT/PA_IS13252_V1.3



Report No. CTCR-SC21EPF12057




























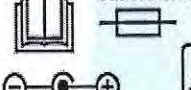















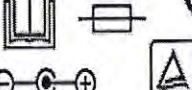




IS 13252 (Part 1): 2010 + A1: 2013 + A2: 2015 /

Page 8 of 131

Dated: 10/08/2021


IEC 60950-1: 2005 + A1:2009 + A2: 2013

ULR No.: TC615121200000408F

<div>GlobTek, Inc. www.globtek.com</div> <div>ITE POWER SUPPLY 电源供应器</div> <div>MODEL (型号): GTM961800P17018-T3</div> <div>INPUT (输入): 100-240V~, 50-60Hz, 2.2A</div> <div>Input only for India: 100-240V~, 50/60Hz, 2.2A</div> <div>OUTPUT (输出): 18V === 9.44A, 170W</div> <div> 10276</div> <div> Conforms to UL STD. 80068-1 Certified to CSA STD. C22.2 NO. 80068-1 Conforms to UL STD. 1310 Certified to CSA STD. C22.2 NO. 222</div> <div> 4007497 Conforms to UL Std. E30005-1 Cert. to CSA Std. C22.2 No. 82368-1</div> <div> Conforms to AAMI STD. E580004-1 Certified to CAN/CSA STD. C22.2 NO. 80068-1</div> <div> 4007497</div> <div> Intertek</div> <div></div> <div></div> <div></div> <div></div> <div></div> <div>MADE IN CHINA 中国制造 WWYY</div> <div>Series Model: GTM961800P17018-T3</div>	<div>GlobTek, Inc. www.globtek.com</div> <div>ITE POWER SUPPLY 电源供应器</div> <div>MODEL (型号): GTM961800P18019-T3</div> <div>INPUT (输入): 100-240V~, 50-60Hz, 2.2A</div> <div>Input only for India: 100-240V~, 50/60Hz, 2.2A</div> <div>OUTPUT (输出): 19V === 9.47A, 180W</div> <div> 10276</div> <div> Conforms to UL STD. 80068-1 Certified to CSA STD. C22.2 NO. 80068-1 Conforms to UL STD. 1310 Certified to CSA STD. C22.2 NO. 222</div> <div> 4007497 Conforms to UL Std. E30005-1 Cert. to CSA Std. C22.2 No. 82368-1</div> <div> Conforms to AAMI STD. E580004-1 Certified to CAN/CSA STD. C22.2 NO. 80068-1</div> <div> 4007497</div> <div> Intertek</div> <div></div> <div></div> <div></div> <div></div> <div></div> <div>MADE IN CHINA 中国制造 WWYY</div> <div>Series Model: GTM961800P18019-T3</div>	<div>GlobTek, Inc. www.globtek.com</div> <div>ITE POWER SUPPLY 电源供应器</div> <div>MODEL (型号): GTM961800P18030-T3</div> <div>INPUT (输入): 100-240V~, 50-60Hz, 2.2A</div> <div>Input only for India: 100-240V~, 50/60Hz, 2.2A</div> <div>OUTPUT (输出): 30V === 6.0A, 180W</div> <div> 10276</div> <div> Conforms to UL STD. 80068-1 Certified to CSA STD. C22.2 NO. 80068-1 Conforms to UL STD. 1310 Certified to CSA STD. C22.2 NO. 222</div> <div> 4007497 Conforms to UL Std. E30005-1 Cert. to CSA Std. C22.2 No. 82368-1</div> <div> Conforms to AAMI STD. E580004-1 Certified to CAN/CSA STD. C22.2 NO. 80068-1</div> <div> 4007497</div> <div> Intertek</div> <div></div> <div></div> <div></div> <div></div> <div></div> <div>MADE IN CHINA 中国制造 WWYY</div> <div>Series Model: GTM961800P18030-T3</div>
---	--	--



TRF No. BIS_IT/PA_IS13252_V1.3



Report No. CTCR-SC21EPF12057

IS 13252 (Part 1): 2010 + A1: 2013 + A2 : 2015 /

Page 9 of 131

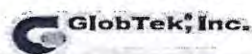
Dated: 10/08/2021

IEC 60950-1: 2005 + A1:2009 + A2 : 2013

ULR No.: TC615121200000408F


<p>GlobTek, Inc. www.globtek.com</p> <p>ITE POWER SUPPLY 电源供应器</p> <p>MODEL (型号): GTM961800P18036-T3 INPUT (输入): 100-240V~,50-60Hz,2.2A Input only for India: 100-240V~,50/60Hz,2.2A OUTPUT (输出): 36V === 5.0A,180W</p> <p>CE 30 10276</p> <p>Conforms to UL STD. 60950-1 Certified to CSA STD. C22.2 NO.60950-1 Conforms to UL STD. 1310 Certified to CSA STD. C22.2 NO.223</p> <p>Conforms to UL Std. 62368-1 Cert. to CSA Std. C22.2 No. 62368-1</p> <p>Conforms to AAMI STD. ES00001-1 Certified to CAN/CSA STD. C22.2 NO. 60601-1</p> <p>T4.0A 250VAC</p> <p>EFFICIENCY LEVEL VI</p> <p>IPX0 RoHS</p> <p>MADE IN CHINA 中国制造 WWYY</p> <p>Series Model: GTM961800P18036-T3</p>	<p>GlobTek, Inc. www.globtek.com</p> <p>ITE POWER SUPPLY 电源供应器</p> <p>MODEL (型号): GTM961800P18048-T3 INPUT (输入): 100-240V~,50-60Hz,2.2A Input only for India: 100-240V~,50/60Hz,2.2A OUTPUT (输出): 48V === 3.75A,180W</p> <p>CE 30 10276</p> <p>Conforms to UL STD. 60950-1 Certified to CSA STD. C22.2 NO.60950-1 Conforms to UL STD. 1310 Certified to CSA STD. C22.2 NO.223</p> <p>Conforms to UL Std. 62368-1 Cert. to CSA Std. C22.2 No. 62368-1</p> <p>Conforms to AAMI STD. ES00001-1 Certified to CAN/CSA STD. C22.2 NO. 60601-1</p> <p>T4.0A 250VAC</p> <p>EFFICIENCY LEVEL VI</p> <p>IPX0 RoHS</p> <p>MADE IN CHINA 中国制造 WWYY</p> <p>Series Model: GTM961800P18048-T3</p>	<p>GlobTek, Inc. www.globtek.com</p> <p>ITE POWER SUPPLY 电源供应器</p> <p>MODEL (型号): GTM961800P18054-T3 INPUT (输入): 100-240V~,50-60Hz,2.2A Input only for India: 100-240V~,50/60Hz,2.2A OUTPUT (输出): 54V === 3.33A,180W</p> <p>CE 30 10276</p> <p>Conforms to UL STD. 60950-1 Certified to CSA STD. C22.2 NO.60950-1 Conforms to UL STD. 1310 Certified to CSA STD. C22.2 NO.223</p> <p>Conforms to UL Std. 62368-1 Cert. to CSA Std. C22.2 No. 62368-1</p> <p>Conforms to AAMI STD. ES00001-1 Certified to CAN/CSA STD. C22.2 NO. 60601-1</p> <p>T4.0A 250VAC</p> <p>EFFICIENCY LEVEL VI</p> <p>IPX0 RoHS</p> <p>MADE IN CHINA 中国制造 WWYY</p> <p>Series Model: GTM961800P18054-T3</p>
--	---	---

Copy of Trade mark:



TRF No. BIS_IT/PA_IS13252_V1.3





CLASSIC TESTING & RESEARCH CENTRE

B-17, Sector-65, Noida-201 307 (U.P.)

Ph.: 0120-4279394, Contact : 9717699751

Email: classiclab@gmail.com, ctrctestinglab@gmail.com

Website: www.classictestinglab.com




Cert. No. TC-6151

Report No. CTRC-SC21EPF12057	IS 13252 (Part 1): 2010 + A1: 2013 + A2 : 2015 /	Page 10 of 131
Dated: 10/08/2021	IEC 60950-1: 2005 + A1:2009 + A2 : 2013	ULR No.: TC615121200000408F

Table – List of Attachments		
Attachment No.	Attachment Description	No. of pages in Attachment
Attachment – 1	Photo Documents	01 (Page no. 131)
General remarks: The test results presented in this report relate only to the object tested. This report shall not be reproduced, except in full, without the written approval of the Issuing testing laboratory.		
Possible test case verdicts: - test case does not apply to the test object : N/A(Not Applicable) - test object does meet the requirement : P (Pass) - test object does not meet the requirement : F (Fail)		
Testing : Date of receipt of test item : 06/07/2021 Date(s) of performance of tests : 06/07/2021 to 10/08/2021		
Laboratory conditions : Ambient Temperature : (25±4)°C Ambient Humidity : (55±10)%		



TRF No. BIS_IT/PA_IS13252_V1.3



CLASSIC TESTING & RESEARCH CENTRE

B-17, Sector-65, Noida-201 307 (U.P.)

Ph.: 0120-4279394, Contact : 9717699751

Email: classiclab@gmail.com, ctrctestinglab@gmail.com

Website: www.classictestinglab.com



Cert. No. TC-6151

Report No. CTRC-SC21EPF12057

IS 13252 (Part 1): 2010 + A1: 2013 + A2: 2015 /

Page 11 of 131

Dated: 10/08/2021

IEC 60950-1: 2005 + A1:2009 + A2: 2013

ULR No.: TC615121200000408F

Test item particulars.....:	ITE Power Supply (Power Adaptors for IT Equipment)
Equipment mobility.....:	<input checked="" type="checkbox"/> movable <input type="checkbox"/> hand-held <input checked="" type="checkbox"/> transportable <input type="checkbox"/> stationary <input type="checkbox"/> for building-in <input type="checkbox"/> direct plug-in
Connection to the mains.....:	<input checked="" type="checkbox"/> pluggable equipment <input checked="" type="checkbox"/> type A <input type="checkbox"/> type B <input type="checkbox"/> permanent connection <input checked="" type="checkbox"/> detachable power supply cord <input type="checkbox"/> non-detachable power supply cord <input type="checkbox"/> not directly connected to the mains
Operating condition.....:	<input checked="" type="checkbox"/> continuous <input type="checkbox"/> rated operating / resting time:
Access location.....:	<input checked="" type="checkbox"/> operator accessible <input type="checkbox"/> restricted access location
Over voltage category (OVC).....:	<input type="checkbox"/> OVC I <input checked="" type="checkbox"/> OVC II <input type="checkbox"/> OVC III <input type="checkbox"/> OVC IV <input type="checkbox"/> other:
Mains supply tolerance (%) or absolute mains supply values	-10%, +6%
Class of equipment.....:	<input checked="" type="checkbox"/> Class I <input type="checkbox"/> Class II <input type="checkbox"/> Class III <input type="checkbox"/> Not classified
Considered current rating of protective device as a part of the building installation (A)	16A (for India)
Pollution degree (PD).....:	<input type="checkbox"/> PD 1 <input checked="" type="checkbox"/> PD 2 <input type="checkbox"/> PD 3
IP protection class.....:	IPX0
Altitude during operation (m).....:	Up to 2000
Altitude of test laboratory (m).....:	< 1000
Mass of equipment (kg).....:	0. 818Kg

Abbreviations that may be used throughout this test report:

PE/PB.....: protective earth/protective bonding	Pri.....: primary
CB.....: circuit breaker	sec.....: secondary
(SW)PS.....: (switching) power supply	gnd.....: ground
HV.....: high voltage	I/O.....: input/output
PCB.....: printed circuit (wiring) board	ii.....: installation instruction
TIW.....: triple insulated wire	PSU.....: Power Supply Unit
B/I.....: built-in application (compliance shall be guarantee in host equipment)	
F/B/S/R : Functional/Basic/Supplementary/Reinforced Insulation	

TRF No. BIS_IT/PA_IS13252_V1.3





CLASSIC TESTING & RESEARCH CENTRE

B-17, Sector-65, Noida-201 307 (U.P.)

Ph.: 0120-4279394, Contact : 9717699751

Email: classiclab@gmail.com, ctrctestinglab@gmail.com

Website: www.classictestinglab.com



Cert. No. TC-6151

Report No. CTRC-SC21EPF12057

IS 13252 (Part 1): 2010 + A1: 2013 + A2 : 2015 /

Page 12 of 131

Dated: 10/08/2021

IEC 60950-1: 2005 + A1:2009 + A2 : 2013

ULR No.: TC615121200000408F

General product information:

1) Application details / Description of the product:

The equipment is a ITE Power Supply (Power Adaptors for IT Equipment), intended for general office/home use with Information Technology equipment as per scope of this standard.

Item: ITE Power Supply (Power Adaptors for IT Equipment)

Brand Name:



Model: Lead model: GTM961800P18024-T3

Series model: GTM961800P16012-T3, GTM961800P16013.5-T3, GTM961800P17015-T3,
GTM961800P17018-T3, GTM961800P18019-T3, GTM961800P18030-T3,
GTM961800P18036-T3, GTM961800P18048-T3, GTM961800P18054-T3

Rating- Input: 100-240Vac, 50/60Hz, 2.2A

Output: 24V ■■■ 7.5A, 180W

Dimensions: L: 176.00mm, W: 74.18 mm, H: 40.54mm


Weight: 0.818Kg

Max. specified ambient temperature (°C): 40°C

Laser classification: N/A



TRF No. BIS_IT/PA_IS13252_V1.3



CLASSIC TESTING & RESEARCH CENTRE

B-17, Sector-65, Noida-201 307 (U.P.)

Ph.: 0120-4279394, Contact : 9717699751

Email: classiclab@gmail.com, ctrctestinglab@gmail.com

Website: www.classictestinglab.com



Cert. No. TC-6151

Report No. CTCR-SC21EPF12057

IS 13252 (Part 1): 2010 + A1: 2013 + A2 : 2015 /

Page 13 of 131

Dated: 10/08/2021

IEC 60950-1: 2005 + A1:2009 + A2 : 2013

ULR No.: TC615121200000408F

2) Similarities between models: yes

Similarities: Same rated input voltage, Same class of construction, same mains PCB design layout and transformer.

3) Differences between the models: yes

Differences: Model no. , output voltage and current

S.no.	Model	Ratings
1	GTM961800P18024-T3(Lead Model)	Input: 100-240Vac, 50/60Hz, 2.2A ,Output: 24V 7.5A, 180W
Series models		
1	GTM961800P16012-T3	Input: 100-240Vac, 50/60Hz, 2.2A ,Output: 12V 13.33A, 160W
2	GTM961800P16013.5-T3	Input: 100-240Vac, 50/60Hz, 2.2A ,Output: 13.5V 11.85A, 160W
3	GTM961800P17015-T3	Input: 100-240Vac, 50/60Hz, 2.2A ,Output: 15V 11.33A, 170W
4	GTM961800P17018-T3	Input: 100-240Vac, 50/60Hz, 2.2A ,Output: 18V 9.44A, 170W
5	GTM961800P18019-T3	Input: 100-240Vac, 50/60Hz, 2.2A ,Output: 19V 9.47A, 180W
6	GTM961800P18030-T3	Input: 100-240Vac, 50/60Hz, 2.2A ,Output: 30V 6.0A, 180W
7	GTM961800P18036-T3	Input: 100-240Vac, 50/60Hz, 2.2A ,Output: 36V 5.0A, 180W
8	GTM961800P18048-T3	Input: 100-240Vac, 50/60Hz, 2.2A ,Output: 48V 3.75A, 180W
9	GTM961800P18054-T3	Input: 100-240Vac, 50/60Hz, 2.2A ,Output: 54V 3.33A, 180W

Model No. tested with-in the family series:


GTM961800P18024-T3(Lead Model)(Worst case)

3) Options:

The equipment was tested without any optional accessory installed. Hence, this report does not cover parameters that are influenced by the installation of optional accessory that might affect safety in the meaning of this standard.



TRF No. BIS_IT/PA_IS13252_V1.3



Report No. CTRC-SC21EPF12057	IS 13252 (Part 1): 2010 + A1: 2013 + A2 : 2015 /	Page 14 of 131
Dated: 10/08/2021	IEC 60950-1: 2005 + A1:2009 + A2 : 2013	ULR No.: TC615121200000408F


Tests relating to General Requirements

EL 2100 – V1.4

Cl. No.	Test / Requirement name	Test Code	Test result/ observation	Verdict
1.5	Components*	EL 2100-00	Verification of approvals with due correlation between the components used and the approval certificates submitted (Please see the table 1.5.1)	P
1.5.1	General:	EL 2100-01	See below	P
	Components shall be complying with IEC 60950-1 or relevant component standard.		Verification of approvals with due correlation between the components used and the approval certificates submitted (See the table 1.5.1)	P
	Components and subassemblies approved for IEC 62368-1 can be considered as complying with this standard		No such component used	N/A
1.5.2	Evaluation and testing of components	EL 2100-02	Components certified with IEC or their harmonized standards are used within their ratings (See table 1.5.1)	P
1.5.3	Thermal controls	EL 2100-03	No thermal control	N/A
1.5.4	Transformers	EL 2100-04	Transformer Tested with in appliance (See Annex C and table C.2)	P
1.5.5	Interconnecting cables*	EL 2100-05	Interconnecting cable used within the EUT	P
1.5.6	Capacitors bridging insulation *	EL 2100-06	Capacitor used in accordance with their rating and complied with subclasses of IEC 60384-14 (see table 1.5.1)	P
1.5.7	Resistors bridging insulation	EL 2100-07	See below	N/A
1.5.7.1	Resistors bridging functional, basic or supplementary insulation*	EL 2100-08	No such Resistors bridging insulation	N/A
1.5.7.2	Resistors bridging double or reinforced insulation between a.c. mains and other circuits	EL 2100-09	See above cl. No. 1.5.7.1	N/A
1.5.7.3	Resistors bridging double insulation or reinforced insulation between the a.c. mains supply and circuits connected to an antenna or coaxial cable	EL 2100-10	No such circuits	N/A
1.5.8	Components in equipment for IT power distribution systems*	EL 2100-11	Not for IT power distribution system	N/A
1.5.9	Surge suppressors	EL 2100-12	See below	P

TRF No. BIS_IT/PA_IS13252_V1.3





CLASSIC TESTING & RESEARCH CENTRE

B-17, Sector-65, Noida-201 307 (U.P.)

Ph.: 0120-4279394, Contact : 9717699751

Email: classiclab@gmail.com, ctrctestinglab@gmail.com

Website: www.classictestinglab.com



Cert. No. TC-6151

Report No. CTSC-SC21EPF12057

IS 13252 (Part 1): 2010 + A1: 2013 + A2 : 2015 /

Page 15 of 131

Dated: 10/08/2021

IEC 60950-1: 2005 + A1:2009 + A2 : 2013

ULR No.: TC615121200000408F

Tests relating to General Requirements

EL 2100 – V1.4

Cl. No.	Test / Requirement name	Test Code	Test result/ observation	Verdict
1.5.9.1	General*	EL 2100-13	Safety certified Varistor (MOV) used (See table 1.5.1)	P
1.5.9.2	Protection of VDRs*	EL 2100-14	Fuse F1 and F2 used for protection of Varistor	P
1.5.9.3	Bridging of functional insulation by a VDR*	EL 2100-15	VDR bridges functional insulation	p
1.5.9.4	Bridging of basic insulation by a VDR*	EL 2100-16	See above Cl.1.5.9.1	N/A
1.5.9.5	Bridging of supplementary, double or reinforced insulation by a VDR*	EL 2100-17	See above Cl.1.5.9.1	N/A

*- Total number of Requirements to be observed / inspected = 10

Total No of applicable Requirement = 06

No of Requirements for which the sample passed= 06

Total number of tests to be conducted = 08

Total No of applicable Tests = 04


No. of tests for which the sample passed= 04

Certificate: It is certified that the above tests were performed and found to be passing in the requirement tested.



(Approving Authority)

TRF No. BIS_IT/PA_IS13252_V1.3



CLASSIC TESTING & RESEARCH CENTRE

B-17, Sector-65, Noida-201 307 (U.P.)

Ph.: 0120-4279394, Contact : 9717699751

Email: classiclab@gmail.com, ctrctestinglab@gmail.com

Website: www.classictestinglab.com



Cert. No. TC-6151

Report No. CTRC-SC21EPF12057

IS 13252 (Part 1): 2010 + A1: 2013 + A2 : 2015 /

Page 16 of 131

Dated: 10/08/2021

IEC 60950-1: 2005 + A1:2009 + A2 : 2013

ULR No.: TC615121200000408F

Tests relating to Electrical Safety

EL 2101 – V1.4

Cl. No.	Test / Requirement name	Test Code	Test result/ observation	Verdict
1.6	Power interface*	EL 2101-00	See below	P
1.6.1	AC power distribution systems*	EL 2101-01	TN-S power distribution system	P
1.6.2	Input current	EL 2101-02	Satisfactory (See table 1.6.2)	P
1.6.3	Voltage limit of hand-held equipment*	EL 2101-03	The equipment is not a hand-held equipment	N/A
1.6.4	Neutral conductor *	EL 2101-04	The neutral conductor is insulated from the body throughout the equipment	P

*- Total number of Requirements to be observed / inspected = 04

Total No of applicable Requirement = 03

No of Requirements for which the sample passed= 03

Total number of tests to be conducted = 01

Total No of applicable Tests = 01


No. of tests for which the sample passed= 01

Certificate: It is certified that the above tests were performed and found to be passing in the requirement tested.



(Approving Authority)

TRF No. BIS_IT/PA_IS13252_V1.3



CLASSIC TESTING & RESEARCH CENTRE

B-17, Sector-65, Noida-201 307 (U.P.)

Ph.: 0120-4279394, Contact : 9717699751

Email: classiclab@gmail.com, ctrctestinglab@gmail.com

Website: www.classictestinglab.com

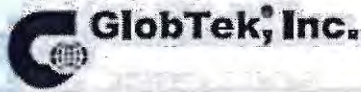


Cert. No. TC-6151

Report No. CTCR-SC21EPF12057	IS 13252 (Part 1): 2010 + A1: 2013 + A2 : 2015 /	Page 17 of 131
Dated: 10/08/2021	IEC 60950-1: 2005 + A1:2009 + A2 : 2013	ULR No.: TC615121200000408F

Tests relating to Marking Requirements

EL 2102 – V1.4

Cl. No.	Test / Requirement name	Test Code	Test result/ observation	Verdict
1.7	Marking and instructions*	EL 2102-00	Satisfactory	P
1.7.1	Power rating and identification markings		See below	P
1.7.1.1	Power rating marking*	EL 2102-01	In compliance	P
	Rated voltage(s) or voltage ranges(s) (V)*.	EL 2102-02	100-240V~	P
	Multiple mains supply connections*.	EL 2102-03	Single mains supply provided	N/A
	Symbol for nature of supply, for d.c. only*:	EL 2102-04	Mains from AC source	N/A
	Rated frequency or rated frequency range (Hz) *:	EL 2102-05	50/60Hz	P
	Rated current (mA or A)*:	EL 2102-06	2.2A	P
1.7.1.2	Identification markings*	EL 2102-07	See below	P
	Manufacturer's name or trade-mark or identification mark *:	EL 2102-08		P
	Model identification or type reference *:	EL 2102-09	GTM961800P18024-T3	P
	Symbol for Class II equipment only* :	EL 2102-10	Class I equipment	N/A
	Other markings and symbols*:	EL 2102-11	Other Markings or symbol do not give rise to misunderstanding	P
1.7.1.3	Use of graphical symbols*	EL 2102-12	Graphical symbols used is not cause any misunderstanding in the standard	P
1.7.2	Safety instructions and marking*	EL 2102-13	Instruction are provided on marking label	P
1.7.2.1	General	EL 2102-14	See below	P
1.7.2.2	Disconnect devices*	EL 2102-15	AC Inlet is used as diconnect device	P
1.7.2.3	Overcurrent protective devices*	EL 2102-16	Pluggable equipment type A	N/A
1.7.2.4	IT power distribution systems*	EL 2102-17	No such system available	N/A
1.7.2.5	Operator access with a tool*	EL 2102-18	No such area	N/A
1.7.2.6	Ozone*	EL 2102-19	Device does not produce ozone	N/A
1.7.3	Short duty cycles*	EL 2102-20	The EUT is continuous operating type	N/A
1.7.4	Supply voltage adjustment*	EL 2102-21	No voltage adjustment	N/A
1.7.5	Power outlets on the equipment*	EL 2102-22	No power outlet found within EUT	N/A

TRF No. BIS_IT/PA_IS13252_V1.3





CLASSIC TESTING & RESEARCH CENTRE

B-17, Sector-65, Noida-201 307 (U.P.)

Ph.: 0120-4279394, Contact : 9717699751

Email: classiclab@gmail.com, ctrctestinglab@gmail.com

Website: www.classictestinglab.com




Cert. No. TC-6151

Report No. CTRC-SC21EPF12057	IS 13252 (Part 1): 2010 + A1: 2013 + A2 : 2015 /	Page 18 of 131
Dated: 10/08/2021	IEC 60950-1: 2005 + A1:2009 + A2 : 2013	ULR No.: TC615121200000408F


Tests relating to Marking Requirements

EL 2102 – V1.4

Cl. No.	Test / Requirement name	Test Code	Test result/ observation	Verdict
1.7.6	Fuse identification (marking, special fusing characteristics, cross-reference) Fuse(s) shall clearly and adequately marked with fuse number and rating*.	EL 2102-23	Fuse (F1 and F2) is clearly and adequately marked on PCB (T4A /250VAC)	P
1.7.7	Wiring terminals	EL 2102-24	See below cl. no. 1.7.7.1 to cl. no. 1.7.7.3	P
1.7.7.1	Protective earthing and bonding terminals*	EL 2102-25	Protective earthing terminal is used in the equipment, indicated by the symbol 	P
1.7.7.2	Terminals for a.c. mains supply conductors*	EL 2102-26	Not a permanently connected equipment	N/A
1.7.7.3	Terminals for d.c. mains supply conductors*	EL 2102-27	Not Connected to DC Mains Supply	N/A
1.7.8	Controls and indicators	EL 2102-28	No such controls or indicator used	N/A
1.7.8.1	Identification, location and marking *:	EL 2102-29	No such construction used	N/A
1.7.8.2	Colours*	EL 2102-30	No such colors used	N/A
1.7.8.3	Symbols according to IEC 60417*:	EL 2102-31	No such symbol used	N/A
1.7.8.4	Markings using figures* :	EL 2102-32	No such figures used on marking	N/A
1.7.9	Isolation of multiple power sources*	EL 2102-33	No multiple power sources	N/A
1.7.10	Thermostats and other regulating devices*	EL 2102-34	No such device within the EUT	N/A
1.7.11	Durability	EL 2102-35	Marking is durable and legible after the test	P
1.7.12	Removable parts*	EL 2102-36	No removable parts	N/A
1.7.13	Replaceable batteries*	EL 2102-37	No replaceable batteries used in construction	N/A
	Language(s)		See above Cl. 1.7.13	N/A
1.7.14	Equipment for restricted access locations*	EL 2102-38	Not intended to be installed in restricted access location	N/A



TRF No. BIS_IT/PA_IS13252_V1.3



CLASSIC TESTING & RESEARCH CENTRE

B-17, Sector-65, Noida-201 307 (U.P.)

Ph.: 0120-4279394, Contact : 9717699751

Email: classiclab@gmail.com, ctrctestinglab@gmail.com

Website: www.classictestinglab.com



Cert. No. TC-6151

Report No. CTRC-SC21EPF12057

IS 13252 (Part 1): 2010 + A1: 2013 + A2 : 2015 /

Page 19 of 131

Dated: 10/08/2021

IEC 60950-1: 2005 + A1:2009 + A2 : 2013

ULR No.: TC615121200000408F

*- Total number of Requirements to be observed / inspected = 35

Total No of applicable Requirement = 14

No of Requirements for which the sample passed=14

Total number of tests to be conducted = 04


Total No of applicable Tests = 03

No. of tests for which the sample passed= 03

Certificate: It is certified that the above tests were performed and found to be passing in the requirement tested.



TRF No. BIS_IT/PA_IS13252_V1.3



CLASSIC TESTING & RESEARCH CENTRE

B-17, Sector-65, Noida-201 307 (U.P.)

Ph.: 0120-4279394, Contact : 9717699751

Email: classiclab@gmail.com, ctrctestinglab@gmail.com

Website: www.classictestinglab.com



Cert. No. TC-6151

Report No. CTRC-SC21EPF12057

IS 13252 (Part 1): 2010 + A1: 2013 + A2 : 2015 /

Page 20 of 131

Dated: 10/08/2021

IEC 60950-1: 2005 + A1:2009 + A2 : 2013

ULR No.: TC615121200000408F

Tests relating to Electrical Safety

EL 2103 – V1.4

Cl. No.	Test / Requirement name	Test Code	Test result/ observation	Verdict
2.1	Protection from electric shock and energy hazards*	EL 2103-00	Satisfactory	P
2.1.1	Protection in operator access areas*	EL 2103-01	See below	P
2.1.1.1	Access to energized parts	EL 2103-02	There is a adequate protection against operator to contact with hazardous parts	P
	Test by inspection :		No access to hazardous parts	P
	Test with test finger (Figure 2A)		The hazardous parts are not accessible	P
	Test with test pin (Figure 2B):		The test pin cannot touch bare hazardous parts in operator access area	P
	Test with test probe (Figure 2C)		No connection to TNV circuit	N/A
2.1.1.2	Battery compartments *	EL 2103-03	No TNV circuit within the EUT	N/A
2.1.1.3	Access to ELV wiring	EL 2103-04	No ELV wiring in operator access area	N/A
	Working voltage (V _{peak} or V _{rms}); minimum distance through insulation (mm)		No ELV wiring in operator access area	N/A
2.1.1.4	Access to hazardous voltage circuit wiring	EL 2103-05	No hazardous voltage circuit in operator access area	N/A
2.1.1.5	Energy hazards :	EL 2103-06	The energy does not exceed 240 VA between two points at operator accessible parts. (see table 2.1.1.5)	P
2.1.1.6	Manual controls	EL 2103-07	No manual controls used	N/A
2.1.1.7	Discharge of capacitors in equipment		See below	P
	Measured voltage (V); time-constant (s):	EL 2103-08	Satisfactory (see table 2.1.1.7)	P
2.1.1.8	Energy hazards – d.c. mains supply		Not connected to DC mains supply	N/A
	a) Capacitor connected to the d.c. mains supply :	EL 2103-09	Refer Cl. No.2.1.1.8	N/A
	b) Internal battery connected to the d.c. mains supply :	EL 2103-10	Refer Cl. No.2.1.1.8	N/A
2.1.1.9	Audio amplifiers to be tested according to IEC 60065, cl. 9.1.1.1:	EL 2103-11	No audio Amplifier	N/A
2.1.2	Protection in service access areas	EL 2103-12	No serviceable part inside the equipment	N/A
2.1.3	Protection in restricted access locations	EL 2103-13	Not intended to be installed in restricted access location	N/A

TRF No. BIS_IT/PA_IS13252_V1.3





CLASSIC TESTING & RESEARCH CENTRE

B-17, Sector-65, Noida-201 307 (U.P.)

Ph.: 0120-4279394, Contact : 9717699751

Email: classiclab@gmail.com, ctrctestinglab@gmail.com

Website: www.classictestinglab.com



Cert. No. TC-6151

Report No. CTRC-SC21EPF12057

IS 13252 (Part 1): 2010 + A1: 2013 + A2 : 2015 /

Page 21 of 131

Dated: 10/08/2021

IEC 60950-1: 2005 + A1:2009 + A2 : 2013

ULR No.: TC615121200000408F

*- Total number of Requirements to be observed / inspected = 03

Total No of applicable Requirement = 02

No of Requirements for which the sample passed=02

Total number of tests to be conducted = 11

Total No of applicable Tests = 03

No. of tests for which the sample passed=03

Certificate: It is certified that the above tests were performed and found to be passing in the requirement tested.



(Approving Authority)

TRF No. BIS_IT/PA_IS13252_V1.3



CLASSIC TESTING & RESEARCH CENTRE

B-17, Sector-65, Noida-201 307 (U.P.)

Ph.: 0120-4279394, Contact : 9717699751

Email: classiclab@gmail.com, ctrctestinglab@gmail.com

Website: www.classictestinglab.com



Cert. No. TC-6151

Report No. CTRC-SC21EPF12057	IS 13252 (Part 1): 2010 + A1: 2013 + A2 : 2015 /	Page 22 of 131
Dated: 10/08/2021	IEC 60950-1: 2005 + A1:2009 + A2 : 2013	ULR No.: TC615121200000408F

Tests relating to Electrical Safety

EL 2104 – V1.4

Cl. No.	Test / Requirement name	Test Code	Test result/ observation	Verdict
2.2	SELV circuits*	EL 2104-00	SELV limits are not exceeded under normal condition and after a single fault	P
2.2.2	Voltages under normal conditions	EL 2104-01	Between any SELV circuit 42.4V peak or 60V DC are not exceeded (See table 2.2.2)	P
2.2.3	Voltages under fault conditions	EL 2104-02	Between any SELV circuit; 71V peak not exceeded for multiple pulse and 120 V peak not exceeded for single pulse (See table 2.2.3)	P
2.2.4	Connection of SELV circuits to other circuits* :	EL 2104-03	SELV circuits are connected to SELV circuit only	P

*- Total number of Requirements to be observed / inspected = 02

Total No of applicable Requirement = 02

No of Requirements for which the sample passed=02

Total number of tests to be conducted = 02

Total No of applicable Tests = 02

No. of tests for which the sample passed=02

Certificate: It is certified that the above tests were performed and found to be passing in the requirement tested.

(Approving Authority)



TRF No. BIS_IT/PA_IS13252_V1.3



Report No. CTRC-SC21EPF12057	IS 13252 (Part 1): 2010 + A1: 2013 + A2 : 2015 /	Page 23 of 131
Dated: 10/08/2021	IEC 60950-1: 2005 + A1:2009 + A2 : 2013	ULR No.: TC615121200000408F

Tests relating to Electrical Safety

EL 2105 – V1.4

Cl. No.	Test / Requirement name	Test Code	Test result/ observation	Verdict
2.3	TNV circuits*	EL 2105-00	No TNV circuits within the equipment	N/A
2.3.1	Type of TNV circuits: TNV-1 / TNV-2 / TNV-3	EL 2105-01	Refer Cl. No.2.3	N/A
	a) Limits of TNV-1:	EL 2105-02	Refer Cl. No.2.3	N/A
	b) Limits of TNV-2 or TNV-3: Continuous voltages, combination of AC and DC values, are such that : $\frac{U_{ac}}{71} + \frac{U_{dc}}{120} \leq 1$	EL 2105-03	Refer Cl. No.2.3	N/A
2.3.2	Separation from other circuits and from accessible parts*	EL 2105-04	Refer Cl. No.2.3	N/A
2.3.2.1	General Requirements	EL 2105-05	Refer Cl. No.2.3	N/A
2.3.2.2	Protection by basic insulation	EL 2105-06	Refer Cl. No.2.3	N/A
2.3.2.3	Protection by earthing	EL 2105-07	Refer Cl. No.2.3	N/A
2.3.2.4	Protection by other constructions :	EL 2105-08	Refer Cl. No.2.3	N/A
2.3.3	Separation from hazardous voltages	EL 2105-09	Refer Cl. No.2.3	N/A
2.3.4	Connection of TNV circuits to other circuits	EL 2105-10	Refer Cl. No.2.3	N/A
2.3.5	Test for operating voltages generated externally	EL 2105-11	Refer Cl. No.2.3	N/A

*- Total number of Requirements to be observed / inspected = 02

Total No of applicable Requirement = 00

No of Requirements for which the sample passed=N/A

Total number of tests to be conducted = 10

Total No of applicable Tests = 00


No. of tests for which the sample passed= N/A

Certificate: It is certified that the above tests were performed and found to be ~~passing~~/failing in the requirement tested.

(These tests/requirements are not applicable)

(Approving Authority)

TRF No. BIS_IT/PA_IS13252_V1.3



CLASSIC TESTING & RESEARCH CENTRE

B-17, Sector-65, Noida-201 307 (U.P.)

Ph.: 0120-4279394, Contact : 9717699751

Email: classiclab@gmail.com, ctrctestinglab@gmail.com

Website: www.classictestinglab.com



Cert. No. TC-6151

Report No. CTRC-SC21EPF12057	IS 13252 (Part 1): 2010 + A1: 2013 + A2 : 2015 /	Page 24 of 131
Dated: 10/08/2021	IEC 60950-1: 2005 + A1:2009 + A2 : 2013	ULR No.: TC615121200000408F

Tests relating to Electrical Safety

EL 2106 – V1.4

Cl. No.	Test / Requirement name	Test Code	Test result/ observation	Verdict
2.4	Limited current circuits *	EL 2106-00	See below	P
2.4.1	General requirements *	EL 2106-01	See table 2.4.2	P
2.4.2	Limit values	EL 2106-02	Measured value not exceeding 0.7mA peak	P
2.4.3	Connection of limited current circuits to other circuits*	EL 2106-03	SELV to SELV connection only	P

*- Total number of Requirements to be observed / inspected = 03

Total No of applicable Requirement = 03

No of Requirements for which the sample passed=03

Total number of tests to be conducted = 01

Total No of applicable Tests = 01


No. of tests for which the sample passed= 01

Certificate: It is certified that the above tests were performed and found to be passing in the requirement tested.

(Approving Authority)



TRF No. BIS_IT/PA_IS13252_V1.3



CLASSIC TESTING & RESEARCH CENTRE

B-17, Sector-65, Noida-201 307 (U.P.)

Ph.: 0120-4279394, Contact : 9717699751

Email: classiclab@gmail.com, ctrctestinglab@gmail.com

Website: www.classictestinglab.com



Cert. No. TC-6151

Report No. CTRC-SC21EPF12057

IS 13252 (Part 1): 2010 + A1: 2013 + A2 : 2015 /

Page 25 of 131

Dated: 10/08/2021

IEC 60950-1: 2005 + A1:2009 + A2 : 2013

ULR No.: TC615121200000408F

Tests relating to Electrical Safety

EL 2107 – V1.4

Cl. No.	Test / Requirement name	Test Code	Test result/ observation	Verdict
2.5	Limited power sources *	EL 2107-00	No such construction	N/A
	a) Inherently limited output	EL 2107-01	See above cl. no. 2.5	N/A
	b) Impedance limited output	EL 2107-02	See above cl. no. 2.5	N/A
	c) Regulating network limited output under normal operating and single fault condition Use of integrated circuit (IC) current limiters	EL 2107-03	See above cl. no. 2.5	N/A
	d) Overcurrent protective device limited output	EL 2107-04	See above cl. no. 2.5	N/A
	Max. output voltage (V), Max. output current (A), Max. apparent power (VA)	EL 2107-05	See above cl. no. 2.5	N/A
	Current rating of overcurrent protective device (A)	EL 2107-06	See above cl. no. 2.5	N/A

*- Total number of Requirements to be observed / Inspected = 01

Total No of applicable Requirement = 00

No of Requirements for which the sample passed= N/A

Total number of tests to be conducted = 06


Total No of applicable Tests = 00

No. of tests for which the sample passed=N/A

Certificate: It is certified that the above tests were performed and found to be ~~passing~~/Failing in the requirement tested.
(These tests/requirements are not applicable)



TRF No. BIS_IT/PA_IS13252_V1.3



CLASSIC TESTING & RESEARCH CENTRE

B-17, Sector-65, Noida-201 307 (U.P.)

Ph.: 0120-4279394, Contact : 9717699751

Email: classiclab@gmail.com, ctrctestinglab@gmail.com

Website: www.classictestinglab.com



Cert. No. TC-6151

Report No. CTRC-SC21EPF12057

IS 13252 (Part 1): 2010 + A1: 2013 + A2 : 2015 /

Page 26 of 131

Dated: 10/08/2021

IEC 60950-1: 2005 + A1:2009 + A2 : 2013


ULR No.: TC615121200000408F

Tests relating to Electrical Safety

EL 2108 – V1.4

Cl. No.	Test / Requirement name	Test Code	Test result/ observation	Verdict
2.6	Provisions for earthing and bonding*	EL 2108-00	See below	P
2.6.1	Protective earthing	EL 2108-01	The relevant parts are reliably connected to the main protective earthing terminal	P
2.6.2	Functional earthing : The Functional earthing either separated from hazardous voltages by double- or reinforced insulation or safely connected to Protective Bonding Conductor.*	EL 2108-02	No Functional earthing	N/A
	Use of symbol for functional earthing:*	EL 2108-03	No such symbol used	N/A
2.6.3	Protective earthing and protective bonding conductors*	EL 2108-04	Refer Below	P
2.6.3.2	Size of protective earthing conductors	EL 2108-05	Protective earthing conductor complies with certified power supply cord (see table 1.5.1)	P
	Rated current (A), cross-sectional area (mm ²), AWG		See above cl no. 2.6.3.2	P
2.6.3.3	Size of protective bonding conductors	EL 2108-06	Complies with clause 2.6.3.4	P
	Rated current (A), cross-sectional area (mm ²), AWG		Complies with clause 2.6.3.4	P
2.6.3.4	Resistance of earthing conductors and their terminations; resistance (Ω), voltage drop (V), test current (A), duration (min):	EL 2108-07	Resistance shall not exceed 0.1 Ω Test time:2 Minute (see table 2.6.3.4)	P
2.6.3.5	Colour of insulation*:	EL 2108-08	The insulation of protective earthing conductor is provided in safety certified power supply cord	P
2.6.4	Terminals		Refer below	P
2.6.4.2	Protective earthing and bonding terminals : Rated current(A), Type, Nominal thread diameter (mm)	EL 2108-09	Certified appliance inlet used (See table 1.5.1)	P
2.6.4.3	Separation of the protective earthing conductor from protective bonding conductors*	EL 2108-10	Certified appliance inlet used (See table 1.5.1)	P
2.6.5	Integrity of protective earthing*		See below cl. no. 2.6.5.1 to 2.6.5.8	P
2.6.5.1	Interconnection of equipment*	EL 2108-11	No such equipment	N/A
2.6.5.2	Components in protective earthing conductors and protective bonding conductors*	EL 2108-12	There are no switches or overcurrent protection devices in the protective earthing/ bonding conductors	P

TRF No. BIS_IT/PA_IS13252_V1.4





CLASSIC TESTING & RESEARCH CENTRE

B-17, Sector-65, Noida-201 307 (U.P.)

Ph.: 0120-4279394, Contact : 9717699751

Email: classiclab@gmail.com, ctrctestinglab@gmail.com

Website: www.classictestinglab.com



Cert. No. TC-6151

Report No. CTRC-SC21EPF12057	IS 13252 (Part 1): 2010 + A1: 2013 + A2 : 2015 /	Page 27 of 131
Dated: 10/08/2021	IEC 60950-1: 2005 + A1:2009 + A2 : 2013	ULR No.: TC615121200000408F

2.6.5.3	Disconnection of protective earth*	EL 2108-13	Protective Earthing terminal of Appliance inlet is disconnected after mains supply	P
2.6.5.4	Parts that can be removed by an operator*	EL 2108-14	It is not possible to disconnect protective earth without disconnecting mains; an appliance Inlet will be used as disconnect device	P
2.6.5.5	Parts removed during servicing*	EL 2108-15	Protective earthing connection cannot be removed for servicing without removal of the part they are protecting	P
2.6.5.6	Corrosion resistance*	EL 2108-16	No risk of corrosion (See annex J)	N/A
2.6.5.7	Screws for protective bonding*	EL 2108-17	No such screws used	N/A
2.6.5.8	Reliance on telecommunication network or cable distribution system*	EL 2108-18	No TNV circuit	N/A

*- Total number of Requirements to be observed / Inspected = 14

Total No of applicable Requirement = 08

No of Requirements for which the sample passed= 08

Total number of tests to be conducted = 05


Total No of applicable Tests = 05

No. of tests for which the sample passed= 05

Certificate: It is certified that the above tests were performed and found to be passing/failing in the requirement tested.

(Approving Authority)

TRF No. BIS_IT/PA_IS13252_V1.3



Report No. CTRC-SC21EPF12057

IS 13252 (Part 1): 2010 + A1: 2013 + A2 : 2015 /

Page 28 of 131

Dated: 10/08/2021

IEC 60950-1: 2005 + A1:2009 + A2 : 2013

ULR No.: TC615121200000408F

Tests relating to Electrical Safety

EL 2109 – V1.4

Cl. No.	Test / Requirement name	Test Code	Test result/ observation	Verdict
2.7	Overcurrent and earth fault protection in primary circuits*	EL 2109-00	Satisfactory	P
2.7.1	Basic requirements: Protection in primary circuits against overcurrents, short-circuits and earth faults shall be provided, either as an integral part of the equipment or as part of building installation.	EL 2109-01	Protection against over current and short-circuits is provided as an integral part of the equipment.	P
	If pluggable equipment Type B or permanently connected equipment relies on protective device external to the equipment for protection, the equipment installation Instructions shall so state and shall also specify the requirements for short-circuit protection or overcurrent protection or, where necessary, for both.		Pluggable equipment type A	N/A
2.7.2	Faults not simulated in 5.3.7* need not be fitted as an integral part of the equipment	EL 2109-02	Protection from faults not covered in Cl. 5.3 is provided by installation	N/A
2.7.3	Short-circuit backup protection	EL 2109-03	Certified fuse F1 and F2 Used for this purpose	P
2.7.4	Number and location of protective devices :	EL 2109-04	Over current protection by a built in fuse(F1 and F2)	P
2.7.5	Protection by several devices*	EL 2109-05	Protection by single devices	N/A
2.7.6	Warning to service personnel* :	EL 2109-06	No such warning required	N/A

*- Total number of Requirements to be observed / inspected = 03

Total No of applicable Requirement = 01

No of Requirements for which the sample passed= 01

Total number of tests to be conducted = 04


Total No of applicable Tests = 03

No. of tests for which the sample passed=03

Certificate: It is certified that the above tests were performed and found to be passing in the requirement tested.

(Approving Authority)

TRF No. BIS_IT/PA_IS13252_V1.3



CLASSIC TESTING & RESEARCH CENTRE

B-17, Sector-65, Noida-201 307 (U.P.)

Ph.: 0120-4279394, Contact : 9717699751

Email: classiclab@gmail.com, ctrctestinglab@gmail.com

Website: www.classictestinglab.com



Cert. No. TC-6151

Report No. CTCR-SC21EPF12057

IS 13252 (Part 1): 2010 + A1: 2013 + A2 : 2015 /

Page 29 of 131

Dated: 10/08/2021

IEC 60950-1: 2005 + A1:2009 + A2 : 2013

ULR No.: TC615121200000408F

Tests relating to Electrical Safety

EL 2110 – V1.4

Cl. No.	Test / Requirement name	Test Code	Test result/ observation	Verdict
2.8	Safety Interlocks*	EL 2110-00	No safety interlock	N/A
2.8.1	General principles*	EL 2110-01	Refer above Cl. No.2.8	N/A
2.8.2	Protection requirements	EL 2110-02	Refer above Cl. No.2.8	N/A
2.8.3	Inadvertent reactivation	EL 2110-03	Refer above Cl. No.2.8	N/A
2.8.4	Fail-safe operation	EL 2110-04	Refer above Cl. No.2.8	N/A
2.8.5	Moving parts	EL 2110-05	Refer above Cl. No.2.8	N/A
2.8.6	Overriding*	EL 2110-06	Refer above Cl. No.2.8	N/A
2.8.7	Switches, relays and their related circuits	EL 2110-07	Refer above Cl. No.2.8	N/A
2.8.7.1	Separation distances for contact gaps and their related circuits*	EL 2110-08	Refer above Cl. No.2.8	N/A
2.8.7.2	Overload test	EL 2110-09	Refer above Cl. No.2.8	N/A
2.8.7.3	Endurance test	EL 2110-10	Refer above Cl. No.2.8	N/A
2.8.7.4	Electric strength test	EL 2110-11	Refer above Cl. No.2.8	N/A
2.8.8	Mechanical actuators	EL 2110-12	Refer above Cl. No.2.8	N/A

*- Total number of Requirements to be observed / inspected = 03

Total No of applicable Requirement = 00

No of Requirements for which the sample passed= N/A

Total number of tests to be conducted = 10

Total No of applicable Tests = 00

No. of tests for which the sample passed=N/A


Certificate: It is certified that the above tests were performed and found to be ~~passing~~/Failing in the requirement tested.

(These tests/requirements are not applicable)



(Approving Authority)

TRF No. BIS_IT/PA_IS13252_V1.3



CLASSIC TESTING & RESEARCH CENTRE

B-17, Sector-65, Noida-201 307 (U.P.)

Ph.: 0120-4279394, Contact : 9717699751

Email: classiclab@gmail.com, ctrctestinglab@gmail.com

Website: www.classictestinglab.com



Cert. No. TC-6151

Report No. CTCR-SC21EPF12057

IS 13252 (Part 1): 2010 + A1: 2013 + A2 : 2015 /

Page 30 of 131

Dated: 10/08/2021

IEC 60950-1: 2005 + A1:2009 + A2 : 2013

ULR No.: TC615121200000408F

Tests relating to Electrical Safety

EL 2111 – V1.4

Cl. No.	Test / Requirement name	Test Code	Test result/ observation	Verdict
2.9	Electrical insulation*	EL 2111-00	Satisfactory	P
2.9.1	Properties of insulating materials*	EL 2111-01	Natural rubber, Hygroscopic materials are not used as insulation	P
2.9.2	Humidity conditioning	EL 2111-02	Satisfactory	P
	Relative Humidity : 93 ±3 %, Temperature: t at 40 ± 2°C Duration : 120 hours		93% 40°C 120 hours	P
2.9.3	Grade of insulation*	EL 2111-03	Insulation considered is to be functional and reinforced/double insulation used	P
2.9.4	Separation from hazardous voltages*	EL 2111-04	See below	P
	Method(s) used		Method 1 used	P

*- Total number of Requirements to be observed / inspected = 04

Total No of applicable Requirement = 04

No of Requirements for which the sample passed= 04

Total number of tests to be conducted = 01


Total No of Applicable Tests = 01

No. of tests for which the sample passed= 01

Certificate: It is certified that the above tests were performed and found to be passing in the requirement tested.

(Approving Authority)

TRF No. BIS_IT/PA_IS13252_V1.3



Report No. CTCR-SC21EPF12057	IS 13252 (Part 1): 2010 + A1: 2013 + A2 : 2015 /	Page 31 of 131
Dated: 10/08/2021	IEC 60950-1: 2005 + A1:2009 + A2 : 2013	ULR No.: TC615121200000408F

Tests relating to Electrical Safety

EL 2112 – V1.4

Cl. No.	Test / Requirement name	Test Code	Test result/ observation	Verdict
2.10	Clearances, creepage distances and distances through insulation*	EL 2112-00	See below	P
2.10.1.1	Frequency *	EL 2112-01	50/60Hz	P
2.10.1.2	Pollution degrees*	EL 2112-02	Pollution degree II	P
2.10.1.3	Reduced values for functional insulation	EL 2112-03	Functional insulation complies with 5.3.4 (c)	P
2.10.1.4	Intervening unconnected conductive parts	EL 2112-04	No intervening unconnected conductive parts	N/A
2.10.1.5	Insulation with varying dimensions	EL 2112-05	Insulation with varying dimension is not used	N/A
2.10.1.6	Special separation requirements	EL 2112-06	Special Separation is not used	N/A
2.10.1.7	Insulation in circuits generating starting pulses	EL 2112-07	No circuit generating starting pulses	N/A
2.10.2	Determination of working voltage	EL 2112-08	See below	P
2.10.2.2	RMS working voltage	EL 2112-09	See table 2.10.2	P
2.10.2.3	Peak working voltage	EL 2112-10	See table 2.10.2	P
2.10.3	Clearances	EL 2112-11	See below cl. no. 2.10.3.2 to 2.10.3.9	P
2.10.3.1	General	EL 2112-12	Satisfactory	P
2.10.3.2	Mains transient voltages*		See below	P
	a) AC mains supply* :	EL 2112-13	Overvoltage category II, mains transient voltage 2500Vpeak	P
	b) Earthed d.c. mains supplies* :	EL 2112-14	The Equipment is not intended to be supplied by DC Mains	N/A
	c) Unearthed d.c. mains supplies* :	EL 2112-15	The Equipment is not intended to be supplied by DC Mains	N/A
	d) Battery operation* :	EL 2112-16	The Equipment is not intended to be supplied by Battery	N/A
2.10.3.3	Clearances in primary circuits	EL 2112-17	See appended table 2.10.3 and 2.10.4	P
2.10.3.4	Clearances in secondary circuits	EL 2112-18	Complies with cl. no. 5.3.4(c)	P
2.10.3.5	Clearances in circuits having starting pulses	EL 2112-19	No such circuits	N/A
2.10.3.6	Transients from a.c. mains supply :	EL 2112-20	Satisfactory	P
2.10.3.7	Transients from d.c. mains supply :	EL 2112-21	The Equipment is not connected to DC Mains	N/A
2.10.3.8	Transients from telecommunication networks and cable distribution systems	EL 2112-22	Not Connected to telecommunication network & cable distribution system	N/A
2.10.3.9	Measurement of transient voltage levels		No such equipment	N/A
	a) Transients from a mains supply	EL 2112-23	No such equipment	N/A
	For an a.c. mains supply		No such equipment	N/A
	For a d.c. mains supply		Not connected to DC Main Supply	N/A
	b) Transients from a telecommunication network	EL 2112-24	Not Connected to Telecommunication Network	N/A
2.10.4	Creepage distances*	EL 2112-25	Satisfactory	P

TRF No. BIS_IT/PA_IS13252_V1.3






Report No. CTCR-SC21EPF12057	IS 13252 (Part 1): 2010 + A1: 2013 + A2 : 2015 /	Page 32 of 131
Dated: 10/08/2021	IEC 60950-1: 2005 + A1:2009 + A2 : 2013	ULR No.: TC615121200000408F

2.10.4.1	General	EL 2112-26	Satisfactory (See appended table 2.10.3 & 2.10.4)	P
2.10.4.2	Material group and comparative tracking index : CTI tests*	EL 2112-27	Material group IIIb Considered	P
2.10.4.3	Minimum creepage distances	EL 2112-28	(See appended table 2.10.3 & 2.10.4)	P
2.10.5	Solid insulation	EL 2112-29	See below	P
2.10.5.1	General	EL 2112-30	Satisfactory (See table 2.10.5)	P
2.10.5.2	Distances through insulation	EL 2112-31	(See table 2.10.5)	P
2.10.5.3	Insulating compound as solid insulation	EL 2112-32	(See table 2.10.5)	P
2.10.5.4	Semiconductor devices	EL 2112-33	Approved opto-coupler used (see table 1.5.1)	P
2.10.5.5	Cemented joints	EL 2112-34	No cemented joints	N/A
2.10.5.6	Thin sheet material – General	EL 2112-35	Satisfactory	P
2.10.5.7	Separable thin sheet material	EL 2112-36	Two layers insulating tape wrapped around transformer body as reinforced insulation	P
2.10.5.8	Non-separable thin sheet material	EL 2112-37	Separable thin sheet material used	N/A
2.10.5.9	Thin sheet material – standard test procedure	EL 2112-38	Alternative test procedure used	N/A
	Electric strength test as per Cl.5.2.2		See above cl. no. 2.10.5.9	N/A
2.10.5.10	Thin sheet material – alternative test procedure	EL 2112-39	See below	P
	Electric strength test as per Cl.5.2.2		See table 5.2	P
2.10.5.11	Insulation in wound components	EL 2112-40	Electric strength test applied on Transformer	P
2.10.5.12	Wire in wound components		Approved triple insulation wire used	P
	If Peak Working voltage >71 V		See table 2.10.3 and 2.10.4	P
	a) Basic insulation not under stress	EL 2112-41	No such construction	N/A
	b) Basic, supplementary, reinforced insulation	EL 2112-42	Reinforced insulation	P
	c) Compliance with Annex U	EL 2112-43	Approved triple insulation wire	P
	d) Where two winding wires in contact inside wound component; angle between 45° and 90°	EL 2112-44	The insulation tape and bobbin are provide to protect against mechanical stress	P
2.10.5.13	Wire with solvent-based enamel in wound components		No such wound component used	N/A
	a) Electric strength test (Type test as per Cl.5.2.2)	EL 2112-45	See above cl. no. 2.10.5.13	N/A
	b) Electric Strength test (Routine test as per Cl.5.2.2)	EL 2112-46	See above cl. no. 2.10.5.13	N/A
2.10.5.14	Additional insulation in wound components		No such insulation used	N/A
	If Peak Working Voltage >71V		See above cl. no. 2.10.5.14	N/A
	a) Basic insulation not under stress	EL 2112-47	See above cl. no. 2.10.5.14	N/A
	b) Supplementary, reinforced insulation	EL 2112-48	See above cl. no. 2.10.5.14	N/A
2.10.6	Construction of printed boards*		See below	P

TRF No. BIS_IT/PA_IS13252_V1.3





CLASSIC TESTING & RESEARCH CENTRE

B-17, Sector-65, Noida-201 307 (U.P.)

Ph.: 0120-4279394, Contact : 9717699751

Email: classiclab@gmail.com, ctrctestinglab@gmail.com

Website: www.classictestinglab.com



Cert. No. TC-6151

Report No. CTRC-SC21EPF12057

IS 13252 (Part 1): 2010 + A1: 2013 + A2 : 2015 /

Page 33 of 131

Dated: 10/08/2021

IEC 60950-1: 2005 + A1:2009 + A2 : 2013

ULR No.: TC615121200000408F

2.10.6.1	Uncoated printed boards	EL 2112-49	Safety certified PCB material used (Refer table 1.5.1)	P
2.10.6.2	Coated printed boards	EL 2112-50	No coated printed wiring boards	N/A
2.10.6.3	Insulation between conductors on the same inner surface of a printed board	EL 2112-51	No such construction	N/A
2.10.6.4	Insulation between conductors on different layers of a printed board*		Not used to provide supplementary or double reinforced insulation	N/A
	a) Minimum Thickness of insulation: 0.4mm or	EL 2112-52	Refer Cl. No.2.10.6.4	N/A
	b) Confirm with one of the specification and pass the relevant tests as per Table 2R	EL 2112-53	Refer Cl. No.2.10.6.4	N/A
2.10.7	Component external terminations	EL 2112-54	No external termination used	N/A
2.10.8	Tests on coated printed boards and coated components		Uncoated printed board used	N/A
2.10.8.1	Sample preparation and preliminary inspection*	EL 2112-55	See above cl. no. 2.10.8	N/A
2.10.8.2	Thermal conditioning	EL 2112-56	See above cl. no. 2.10.8	N/A
2.10.8.3	Electric strength test	EL 2112-57	See above cl. no. 2.10.8	N/A
2.10.8.4	Abrasion resistance test	EL 2112-58	See above cl. no. 2.10.8	N/A
2.10.9	Thermal cycling	EL 2112-59	No such equipment	N/A
2.10.10	Test for Pollution Degree 1 environment and for insulating compound	EL 2112-60	Pollution degree 2	N/A
2.10.11	Tests for semiconductor devices and for cemented joints	EL 2112-61	No such equipment used	N/A
2.10.12	Enclosed and sealed parts	EL 2112-62	No such components used	N/A

*- Total number of Requirements to be observed / inspected = 10

Total No of applicable Requirement = 06

No of Requirements for which the sample passed= 06

Total number of tests to be conducted = 53


Total No of applicable Tests = 24

No. of tests for which the sample passed=24

Certificate: It is certified that the above tests were performed and found to be passing in the requirement tested.


 (Approving Authority)

TRF No. BIS_IT/PA_IS13252_V1.3



CLASSIC TESTING & RESEARCH CENTRE

B-17, Sector-65, Noida-201 307 (U.P.)

Ph.: 0120-4279394, Contact : 9717699751

Email: classiclab@gmail.com, ctrctestinglab@gmail.com

Website: www.classictestinglab.com



Cert. No. TC-6151

Report No. CTCR-SC21EPF12057

IS 13252 (Part 1): 2010 + A1: 2013 + A2 : 2015 /

Page 34 of 131

Dated: 10/08/2021

IEC 60950-1: 2005 + A1:2009 + A2 : 2013

ULR No.: TC615121200000408F

Tests relating to Wiring

EL 2113 – V1.4

Cl. No.	Test / Requirement name	Test Code	Test result/ observation	Verdict
3.0	Wiring, connections and supply*	EL 2113-00	See below	P
3.1.1	Current rating and overcurrent protection	EL 2113-01	The interconnecting cable are suitable to carry the intended current of the equipment	P
3.1.2	Protection against mechanical damage*	EL 2113-02	Wire ways are smooth and free from sharp edges	P
3.1.3	Securing of internal wiring*	EL 2113-03	The wire are positioned in such a way that it prevents strain, loosening of terminal connection and damage of conductor insulation	P
3.1.4	Insulation of conductors	EL 2113-04	All conductor are insulated	P
3.1.5	Beads and ceramic insulators	EL 2113-05	Bead and ceramic insulator not used	N/A
3.1.6	Screws for electrical contact pressure*	EL 2113-06	No such screw used	N/A
3.1.7	Insulating materials in electrical connections*	EL 2113-07	No such insulation material used in electrical connection	N/A
3.1.8	Self-tapping and spaced thread screws*	EL 2113-08	No such screw used	N/A
3.1.9	Termination of conductors : 10 N pull test	EL 2113-09	10N pull force applied on conductor No damage observed	P
3.1.10	Sleeving on wiring*	EL 2113-10	No sleeving on wiring used	N/A

*- Total number of Requirements to be observed / inspected = 07

Total No of applicable Requirement = 03

No of Requirements for which the sample passed=03

Total number of tests to be conducted = 04


Total No of applicable Tests = 03

No. of tests for which the sample passed=03

Certificate: It is certified that the above tests were performed and found to be passing in the requirement tested.

(Approving Authority)

TRF No. BIS_IT/PA_IS13252_V1.3



Report No. CTCR-SC21EPF12057

IS 13252 (Part 1): 2010 + A1: 2013 + A2 : 2015 /

Page 35 of 131

Dated: 10/08/2021

IEC 60950-1: 2005 + A1:2009 + A2 : 2013

ULR No.: TC615121200000408F


Tests relating to Wiring

EL 2114 – V1.4

Cl. No.	Test / Requirement name	Test Code	Test result/ observation	Verdict
3.2	Connection to a mains supply*	EL 2114-00	See below	P
3.2.1	Means of connection		Satisfactory	P
3.2.1.1	Connection to an a.c. mains supply*	EL 2114-01	Connection to an AC mains supply is provided by an appliance inlet for a detachable power supply cord	P
3.2.1.2	Connection to a d.c. mains supply*	EL 2114-02	Not connected to DC mains	N/A
3.2.2	Multiple supply connections	EL 2114-03	No multiple supply connections	N/A
3.2.3	Permanently connected equipment	EL 2114-04	Not a permanently connected equipment	N/A
3.2.4	Appliance inlets: Are so Located that parts at hazardous voltage are not accessible during insertion or removal of the connector, connector can be inserted without difficulty and after insertion of the connector, the equipment is not supported by the connector for any position of normal use on a flat surface (Appliance inlets complying with IEC 60309 or IEC 60320 considered to comply with this requirement.	EL 2114-05	Appliance inlet complies with IEC 60320, power cord inserted without difficulties (See table 1.5.1)	P
3.2.5	Power supply cords		See below	P
3.2.5.1	AC power supply cords*	EL 2114-06	Certified Detachable power supply cord set used during testing of EUT (See table 1.5.1)	P
	Rated current (A), cross-sectional area (mm ²), AWG		See above cl.no.3.2.5.1	P
3.2.5.2	DC power supply cords*	EL 2114-07	No dc power supply cord set	N/A
3.2.6	Cord anchorages and strain relief		Detachable power supply cord used	N/A
	Mass of the equipment: Pull Force (N):	EL 2114-08	See above cl.no.3.2.6	N/A
	b) Longitudinal displacement: 2 mm (Max)	EL 2114-09	See above cl.no.3.2.6	N/A
3.2.7	Protection against mechanical damage	EL 2114-10	Detachable power supply cord used	N/A
3.2.8	Cord guards		Detachable power supply cord used	N/A
	a) Diameter or minor dimension D (mm) : Test mass (g) :	EL 2114-11	See above cl.no.3.2.8	N/A

TRF No. BIS_IT/PA_IS13252_V1.3





CLASSIC TESTING & RESEARCH CENTRE

B-17, Sector-65, Noida-201 307 (U.P.)

Ph.: 0120-4279394, Contact : 9717699751

Email: classiclab@gmail.com, ctrctestinglab@gmail.com

Website: www.classictestinglab.com



Cert. No. TC-6151

Report No. CTRC-SC21EPF12057

IS 13252 (Part 1): 2010 + A1: 2013 + A2 : 2015 /

Page 36 of 131

Dated: 10/08/2021

IEC 60950-1: 2005 + A1:2009 + A2 : 2013

ULR No.: TC615121200000408F

	b) Radius of curvature of cord : 1.5 D (Min)	EL 2114-12	No such cord	N/A
3.2.9	Supply wiring space	EL 2114-13	No supply wiring space	N/A

*- Total number of Requirements to be observed / inspected = 05

Total No of applicable Requirement = 03

No of Requirements for which the sample passed=03

Total number of tests to be conducted = 09


Total No of applicable Tests = 01

No. of tests for which the sample passed=01

Certificate: It is certified that the above tests were performed and found to be passing in the requirement tested.



TRF No. BIS_IT/PA_IS13252_V1.3



CLASSIC TESTING & RESEARCH CENTRE

B-17, Sector-65, Noida-201 307 (U.P.)

Ph.: 0120-4279394, Contact : 9717699751

Email: classiclab@gmail.com, ctrctestinglab@gmail.com

Website: www.classictestinglab.com



Cert. No. TC-6151

Report No. CTRC-SC21EPF12057

IS 13252 (Part 1): 2010 + A1: 2013 + A2 : 2015 /

Page 37 of 131

Dated: 10/08/2021

IEC 60950-1: 2005 + A1:2009 + A2 : 2013

ULR No.: TC615121200000408F

Tests relating to Wiring

EL 2115 – V1.4

Cl. No.	Test / Requirement name	Test Code	Test result/ observation	Verdict
3.3	Wiring terminals for connection of external conductors*	EL 2115-00	No such wiring terminal used	N/A
3.3.1	Wiring terminals*	EL 2115-01	Refer above cl.no.3.3	N/A
3.3.2	Connection of non-detachable power supply cords	EL 2115-02	See above cl.no.3.3	N/A
3.3.3	Screw terminals*	EL 2115-03	See above cl.no.3.3	N/A
3.3.4	Conductor sizes to be connected	EL 2115-04	See above cl.no.3.3	N/A
	Rated current (A), cord/cable type, cross-sectional area (mm ²)		See above cl.no.3.3	N/A
3.3.5	Wiring terminal sizes	EL 2115-05	See above cl.no.3.3	N/A
	Rated current (A), type, nominal thread diameter (mm)		See above cl.no.3.3	N/A
3.3.6	Wiring terminal design	EL 2115-06	See above cl.no.3.3	N/A
3.3.7	Grouping of wiring terminals*	EL 2115-07	See above cl.no.3.3	N/A
3.3.8	Stranded wire	EL 2115-08	Refer above cl.no.3.3	N/A

*- Total number of Requirements to be observed / inspected = 04

Total No of applicable Requirement = 00

No of Requirements for which the sample passed= N/A

Total number of tests to be conducted = 05

Total No of applicable Tests = 00

No. of tests for which the sample passed=N/A


Certificate: It is certified that the above tests were performed and found to be ~~passing~~/Failing in the requirement tested.

(These test requirements are not applicable)



(Approving Authority)

TRF No. BIS_IT/PA_IS13252_V1.3



Report No. CTRC-SC21EPF12057

IS 13252 (Part 1): 2010 + A1: 2013 + A2 : 2015 /

Page 38 of 131

Dated: 10/08/2021

IEC 60950-1: 2005 + A1:2009 + A2 : 2013

ULR No.: TC615121200000408F

Tests relating to Wiring

EL 2116 – V1.4

Cl. No.	Test / Requirement name	Test Code	Test result/ observation	Verdict
3.4	Disconnection from the mains supply*	EL 2116-00	See below	P
3.4.1	General Requirement A disconnect device or devices shall be provided to disconnect the equipment from the mains supply for servicing.	EL 2116-01	Satisfactory	P
3.4.2	Disconnect devices*	EL 2116-02	AC Inlet is considered as disconnect device	P
3.4.3	Permanently connected equipment*	EL 2116-03	Not a permanently connected equipment	N/A
3.4.4	Parts which remain energized*	EL 2116-04	No parts remain energized	N/A
3.4.5	Switches in flexible cords*	EL 2116-05	No switches in flexible cords	N/A
3.4.6	Number of poles - single-phase and d.c. equipment*	EL 2116-06	Disconnect device disconnects both poles simultaneously	P
3.4.7	Number of poles - three-phase equipment*	EL 2116-07	Single phase equipment	N/A
3.4.8	Switches as disconnect devices*	EL 2116-08	No such switches used	N/A
3.4.9	Plugs as disconnect devices*	EL 2116-09	Plug is considered as disconnect device	P
3.4.10	Interconnected equipment*	EL 2116-10	No such construction used	N/A
3.4.11	Multiple power sources*	EL 2116-11	No multiple power sources	N/A

*- Total number of Requirements to be observed / inspected = 11

Total No of applicable Requirement = 04

No of Requirements for which the sample passed= 04

Total number of tests to be conducted = 01


Total No of applicable Tests = 01

No. of tests for which the sample passed= 01

Certificate: It is certified that the above tests were performed and found to be passing in the requirement tested.

(Approving Authority)

TRF No. BIS_IT/PA_IS13252_V1.3



CLASSIC TESTING & RESEARCH CENTRE

B-17, Sector-65, Noida-201 307 (U.P.)

Ph.: 0120-4279394, Contact : 9717699751

Email: classiclab@gmail.com, ctrctestinglab@gmail.com

Website: www.classictestinglab.com



Cert. No. TC-6151

Report No. CTRC-SC21EPF12057	IS 13252 (Part 1): 2010 + A1: 2013 + A2 : 2015 /	Page 39 of 131
Dated: 10/08/2021	IEC 60950-1: 2005 + A1:2009 + A2 : 2013	ULR No.: TC615121200000408F

Tests relating to Wiring

EL 2117 – V1.4

Cl. No.	Test / Requirement name	Test Code	Test result/ observation	Verdict
3.5	Interconnection of equipment*	EL 2117-00	See below	P
3.5.1	General requirements*	EL 2117-01	Interconnection of SELV circuit complies with Cl.2.2	P
3.5.2	Types of interconnection circuits*	EL 2117-02	SELV interconnection circuit	P
3.5.3	ELV circuits as interconnection circuits *	EL 2117-03	No ELV interconnection circuit in EUT	N/A
3.5.4	Data ports for additional equipment	EL 2117-04	No such Data port	N/A

*- Total number of Requirements to be observed / inspected = 04

Total No of applicable Requirement = 03

No of Requirements for which the sample passed= 03

Total number of tests to be conducted = 01

Total No of applicable Tests = 00

No. of tests for which the sample passed= N/A

Certificate: It is certified that the above tests were performed and found to be passing in the requirement tested.



(Approving Authority)

TRF No. BIS_IT/PA_IS13252_V1.3



Report No. CTCR-SC21EPF12057

IS 13252 (Part 1): 2010 + A1: 2013 + A2 : 2015 /

Page 40 of 131

Dated: 10/08/2021

IEC 60950-1: 2005 + A1:2009 + A2 : 2013

ULR No.: TC615121200000408F

Tests relating to Mechanical Properties

EL 2118 – V1.4

Cl. No.	Test / Requirement name	Test Code	Test result/ observation	Verdict
4	PHYSICAL REQUIREMENTS*	EL 2118-00	Refer Cl. 4.1-4.7	N/A
4.1	Stability	EL 2118-01	Mass less than 7 kg (Mass of equipment is 0.818kg)	N/A
	a) A unit having a mass of 7 kg or more shall not fall over when tilted to an angle of 10° from its normal upright position. Alternatively, the unit is placed in its intended position of use on a plane, inclined at an angle of 10° to the horizontal, and then rotated slowly through an angle of 360° about its normal vertical axis.	EL 2118-02	Mass less than 7 kg	N/A
	b) A floor-standing unit having a mass of 25 kg or more shall not fall over when a force equal to 20 % of the weight of the unit, but not more than 250 N, is applied in any direction except upwards, at a height not exceeding 2 m from the floor.	EL 2118-03	Not a floor standing equipment	N/A
	c) A floor-standing unit shall not fall over when a constant downward force of 800 N is applied at the point of maximum moment to any horizontal surface of at least 125 mm by at least 200 mm, at a height up to 1 m from the floor.	EL 2118-04	Not a floor standing equipment	N/A

*- Total number of Requirements to be observed / inspected = 01

Total No of applicable Requirement = 00

No of Requirements for which the sample passed= N/A

Total number of tests to be conducted = 04

Total No of applicable Tests = 00


No. of tests for which the sample passed=N/A

Certificate It is certified that the above tests were performed and found to be ~~passing/failing~~ in the requirement tested.

(These tests/requirements are not applicable)

Authorised
Signature
(Approving Authority)

TRF No. BIS_IT/PA_IS13252_V1.3



CLASSIC TESTING & RESEARCH CENTRE

B-17, Sector-65, Noida-201 307 (U.P.)

Ph.: 0120-4279394, Contact : 9717699751

Email: classiclab@gmail.com, ctrctestinglab@gmail.com

Website: www.classictestinglab.com



Cert. No. TC-6151

Report No. CTCR-SC21EPF12057

IS 13252 (Part 1): 2010 + A1: 2013 + A2 : 2015 /

Page 41 of 131

Dated: 10/08/2021

IEC 60950-1: 2005 + A1:2009 + A2 : 2013

ULR No.: TC615121200000408F

Tests relating to Mechanical Properties

EL 2119 – V1.4

Cl. No.	Test / Requirement name	Test Code	Test result/ observation	Verdict
4.2	Mechanical Strength	EL 2119-00	See below	P
4.2.1	General	EL 2119-01	Considered	P
4.2.2	Steady force test, 10 N	EL 2119-02	10N Applied on weakest parts other than serving enclosure No damage No hazard observed	P
4.2.3	Steady force test, 30 N	EL 2119-03	No such door and cover	N/A
4.2.4	Steady force test, 250 N	EL 2119-04	Enclosure withstood the steady force test of 250N No damage No hazard observed	P
4.2.5	Impact test	EL 2119-05	Equipment is not of the category where impact test is performed	N/A
	a) Fall test as per Fig. 4A	EL 2119-06	See above Cl. 4.2.5	N/A
	b) Swing test as per Fig. 4A	EL 2119-07	See above Cl. 4.2.5	N/A
4.2.6	Drop test; height (mm) :	EL 2119-08	Equipment is dropped three times from the height of 1000mm. No damage or breakage observed after the test	P
4.2.7	Stress relief test	EL 2119-09	Test performed at 70°C for 7 hours No shrinkage or deformation of enclosure	P
4.2.8	Cathode Ray Tubes	EL 2119-10	No cathode ray tube	N/A
4.2.9	High Pressure Lamps*	EL 2119-11	No high pressure lamps	N/A
4.2.10	Wall or ceiling mounted equipment; force(N)	EL 2119-12	No such equipment	N/A

*- Total number of Requirements to be observed / inspected = 01

Total No of applicable Requirement = 00

No of Requirements for which the sample passed= N/A

Total number of tests to be conducted = 12


Total No of applicable Tests = 06

No. of tests for which the sample passed= 06

Certificate is identified that the above tests were performed and found to be passing in the requirement tested.

Signature
(Approving Authority)

TRF No. BIS_IT/PA_IS13252_V1.3



CLASSIC TESTING & RESEARCH CENTRE

B-17, Sector-65, Noida-201 307 (U.P.)

Ph.: 0120-4279394, Contact : 9717699751

Email: classiclab@gmail.com, ctrctestinglab@gmail.com

Website: www.classictestinglab.com



Cert. No. TC-6151

Report No. CTRC-SC21EPF12057	IS 13252 (Part 1): 2010 + A1: 2013 + A2 : 2015 /	Page 42 of 131
Dated: 10/08/2021	IEC 60950-1: 2005 + A1:2009 + A2 : 2013	ULR No.: TC615121200000408F


Tests relating to Mechanical Properties

EL 2120 – V1.4

Cl. No.	Test / Requirement name	Test Code	Test result/ observation	Verdict
4.3	Design and Construction*	EL 2120-00	See below	P
4.3.1	Edges and corners*	EL 2120-01	Edges and corners of the enclosure are well rounded	P
4.3.2	Handles and manual controls; force (N)	EL 2120-02	No handles and manual controls used	N/A
4.3.3	Adjustable controls	EL 2120-03	No safety relevant adjustable controls provided	N/A
4.3.4	Securing of parts	EL 2120-04	All parts are secured	P
4.3.5	Connections by Plugs and Sockets*	EL 2120-05	No plugs or sockets used	N/A
4.3.6	Direct plug-in equipment	EL 2120-06	Not a direct plug-in equipment	N/A
	Torque	EL 2120-07	See above clause no 4.3.6	N/A
	Compliance with the relevant mains plug standard	EL 2120-08	See above clause no 4.3.6	N/A
4.3.7	Heating elements in earthed equipment*	EL 2120-09	No heating elements	N/A
4.3.8	Batteries: Portable secondary sealed cells and batteries (Other than button) containing alkaline or other non-acid electrolyte Comply with IEC 62133.		No battery in the equipment	N/A
	a) Overcharging of a rechargeable battery	EL 2120-10	Refer above Cl. No.4.3.8	N/A
	b) Unintentional charging of a non-rechargeable battery	EL 2120-11	Refer above Cl. No.4.3.8	N/A
	c) Reverse charging of a rechargeable battery	EL 2120-12	Refer above Cl. No.4.3.8	N/A
	d) Excessive discharging rate for any battery	EL 2120-13	Refer above Cl. No.4.3.8	N/A
	e) Electric strength as per Cl.5.3.9.2	EL 2120-14	Refer above Cl. No.4.3.8	N/A
4.3.9	Oil & grease*	EL 2120-15	No Oil & Grease	N/A
4.3.10	Dust, powders, liquids and gases	EL 2120-16	Equipment does not produce dust, powder, liquids and gases	N/A
4.3.11	Containers for liquids or gases	EL 2120-17	Equipment does not contain liquids and gases	N/A
4.3.12	Flammable liquids	EL 2120-18	No flammable liquids	N/A
4.3.13	Radiation		See below	N/A
4.3.13.2	Ionizing radiation	EL 2120-19	No such radiation used	N/A
4.3.13.3	Effect of ultraviolet (UV) radiation on materials	EL 2120-20	No UV radiation	N/A
4.3.13.4	Human exposure to ultraviolet (UV) radiation	EL 2120-21	No UV radiation	N/A

TRF No. BIS_IT/PA_IS13252_V1.3





CLASSIC TESTING & RESEARCH CENTRE

B-17, Sector-65, Noida-201 307 (U.P.)

Ph.: 0120-4279394, Contact : 9717699751

Email: classiclab@gmail.com, ctrctestinglab@gmail.com

Website: www.classictestinglab.com



Cert. No. TC-6151

Report No. CTRC-SC21EPF12057	IS 13252 (Part 1): 2010 + A1: 2013 + A2 : 2015 /	Page 43 of 131
Dated: 10/08/2021	IEC 60950-1: 2005 + A1:2009 + A2 : 2013	ULR No.: TC615121200000408F

4.3.13.5	Lasers (including laser diodes) and LED's:		No such Laser and LED used	N/A
4.3.13.5.1	Lasers (including laser diodes) For laser see IEC 60825-1, respective part as applicable.	EL 2120-22	No laser used	N/A
	Laser class		As above	N/A
4.3.13.5.2	Light emitting diodes (LED's)	EL 2120-23	No such LED used	N/A
4.3.13.6	Other types*	EL 2120-24	No other type of radiation	N/A

*- Total number of Requirements to be observed / inspected = 06

Total No of applicable Requirement = 02

No of Requirements for which the sample passed= 02

Total number of tests to be conducted = 19

Total No of applicable Tests = 01


No. of tests for which the sample passed= 01

Certificate: It is certified that the above tests were performed and found to be passing in the requirement tested.

(Approving Authority)



TRF No. BIS_IT/PA_IS13252_V1.3



CLASSIC TESTING & RESEARCH CENTRE

B-17, Sector-65, Noida-201 307 (U.P.)

Ph.: 0120-4279394, Contact : 9717699751

Email: classiclab@gmail.com, ctrctestinglab@gmail.com

Website: www.classictestinglab.com



Cert. No. TC-6151

Report No. CTRC-SC21EPF12057	IS 13252 (Part 1): 2010 + A1: 2013 + A2 : 2015 /	Page 44 of 131
Dated: 10/08/2021	IEC 60950-1: 2005 + A1:2009 + A2 : 2013	ULR No.: TC615121200000408F

Tests relating to Mechanical Properties

EL 2121 – V1.4

Cl. No.	Test / Requirement name	Test Code	Test result/ observation	Verdict
4.4	Protection against hazardous moving parts	EL 2121-00	See below	N/A
4.4.1	General	EL 2121-01	No hazardous moving part	N/A
4.4.2	Protection in operator access areas	EL 2121-02	No hazardous moving part	N/A
4.4.3	Protection in restricted access locations *	EL 2121-03	Not intended to be installed in restricted access location	N/A
4.4.4	Protection in service access areas*	EL 2121-04	No service access areas	N/A
4.4.5	Protection against moving fan blades	EL 2121-05	No fan used	N/A
4.4.5.1	General*	EL 2121-06	Refer above Cl. No.4.4.5	N/A
	Not considered likely to cause pain or injury. a).....:	EL 2121-07	Refer above Cl. No.4.4.5	N/A
	Is considered likely to cause pain, not injury. b)	EL 2121-08	Refer above Cl. No.4.4.5	N/A
	Considered likely to cause injury. c).....:	EL 2121-09	Refer above Cl. No.4.4.5	N/A
4.4.5.2	Protection for users*	EL 2121-10	Refer above Cl. No.4.4.5	N/A
	Use of symbol or warning*	EL 2121-11	Refer above Cl. No.4.4.5	N/A
4.4.5.3	Protection for service persons*	EL 2121-12	Refer above Cl. No.4.4.5	N/A
	Use of symbol or warning *	EL 2121-13	Refer above Cl. No.4.4.5	N/A

*- Total number of Requirements to be observed / inspected = 07

Total No of applicable Requirement = 00

No of Requirements for which the sample passed= N/A

Total number of tests to be conducted = 07

Total No of applicable Tests = 00


No. of tests for which the sample passed= N/A

Certificate: It is certified that the above tests were performed and found to be ~~passing~~/Failing in the requirement tested.

(These tests/requirements are not applicable)

(Approving Authority)

TRF No. BIS_IT/PA_IS13252_V1.3



Report No. CTCR-SC21EPF12057

IS 13252 (Part 1): 2010 + A1: 2013 + A2 : 2015 /

Page 45 of 131

Dated: 10/08/2021

IEC 60950-1: 2005 + A1:2009 + A2 : 2013

ULR No.: TC615121200000408F

Tests relating to Thermal Properties

EL 2122 – V1.4

Cl. No.	Test / Requirement name	Test Code	Test result/ observation	Verdict
4.5	Thermal Requirements*	EL 2122-00	See below	P
4.5.1	General	EL 2122-01	Satisfactory (See table 4.5)	P
4.5.2	Temperature tests under normal load condition as per Cl.1.4.5	EL 2122-02	Operating the EUT under normal load condition until obtaining the steady state condition (See table 4.5)	P
4.5.3	Temperature limits for materials*	EL 2122-03	Temperature rise of different parts is still complying the relevant requirement of this standard (See table 4.5)	P
4.5.4	Touch temperature limits*	EL 2122-04	Touch temperature limits is still complying the relevant requirement of this standard (See table 4.5)	P
4.5.5	Resistance to abnormal heat	EL 2122-05	Certified AC inlet Used (See table 1.5.1)	N/A

*- Total number of Requirements to be observed / inspected = 03

Total No of applicable Requirement = 03

No of Requirements for which the sample passed= 03

Total number of tests to be conducted = 03


Total No of applicable Tests = 02

No. of tests for which the sample passed= 02

Certificate: It is certified that the above tests were performed and found to be passing in the requirement tested.

Signature
(Approving Authority)

TRF No. BIS_IT/PA_IS13252_V1.3



Report No. CTRC-SC21EPF12057	IS 13252 (Part 1): 2010 + A1: 2013 + A2 : 2015 /	Page 46 of 131
Dated: 10/08/2021	IEC 60950-1: 2005 + A1:2009 + A2 : 2013	ULR No.: TC615121200000408F


Tests relating to Mechanical Properties

EL 2123 – V1.4

Cl. No.	Test / Requirement name	Test Code	Test result/ observation	Verdict
4.6	Openings in enclosures*	EL 2123-00	No such opening in the EUT	N/A
4.6.1	Top and side openings	EL 2123-01	Refer above Cl. No.4.6	N/A
	Dimensions (mm) :		Refer above Cl. No.4.6	N/A
4.6.2	Bottoms of fire enclosures :	EL 2123-02	Refer above Cl. No.4.6	N/A
	Construction of the bottom, dimensions (mm) :		Refer above Cl. No.4.6	N/A
4.6.3	Doors or covers in fire enclosures*	EL 2123-03	Refer above Cl. No.4.6	N/A
4.6.4	Openings in transportable equipment	EL 2123-04	Refer above Cl. No.4.6	N/A
4.6.4.1	Constructional design measures	EL 2123-05	Refer above Cl. No.4.6	N/A
	Dimensions (mm)		Refer above Cl. No.4.6	N/A
4.6.4.2	Evaluation measures for larger openings	EL 2123-06	Refer above Cl. No.4.6	N/A
4.6.4.3	Use of metallized parts	EL 2123-07	Refer above Cl. No.4.6	N/A
4.6.5	Adhesives for constructional purposes; Compliance is checked by examination of the construction and of the available data. If such data is not available, compliance is checked by the following tests.	EL 2123-08	Refer above Cl. No.4.6	N/A
	a) Temperature Conditioning at : 100 °C ± 2 °C for one week; or 90 °C ± 2 °C for three weeks; or 82 °C ± 2 °C for eight weeks.	EL 2123-09	Refer above Cl. No.4.6	N/A
	After temperature conditioning b) Leave the sample between 20°C to 30°C for 1 hour	EL 2123-10	Refer above Cl. No.4.6	N/A
	c) Place the sample at - 40°C±2°C for 4 hours	EL 2123-11	Refer above Cl. No.4.6	N/A
	d) Remove and allow the sample to come to any convenient temperature between 20 °C and 30 °C for 8 h;	EL 2123-12	Refer above Cl. No.4.6	N/A
	e) Place the sample in a cabinet at 91 % to 95 % relative humidity for 72 h;	EL 2123-13	Refer above Cl. No.4.6	N/A
	f) Remove the sample and leave it at any convenient temperature between 20 °C and 30 °C for 1 h;	EL 2123-14	Refer above Cl. No.4.6	N/A

TRF No. BIS_IT/PA_IS13252_V1.3





CLASSIC TESTING & RESEARCH CENTRE

B-17, Sector-65, Noida-201 307 (U.P.)

Ph.: 0120-4279394, Contact : 9717699751

Email: classiclab@gmail.com, ctrctestinglab@gmail.com

Website: www.classictestinglab.com



Cert. No. TC-6151

Report No. CTRC-SC21EPF12057	IS 13252 (Part 1): 2010 + A1: 2013 + A2 : 2015 /	Page 47 of 131
Dated: 10/08/2021	IEC 60950-1: 2005 + A1:2009 + A2 : 2013	ULR No.: TC615121200000408F

g) Place the sample in an oven at the temperature used for the temperature conditioning for 4 h;	EL 2123-15	Refer above Cl. No.4.6	N/A
h) Remove the sample and allow it to reach any convenient temperature between 20 °C; and 30 °C for 8 h.	EL 2123-16	Refer above Cl. No.4.6	N/A
i) The sample is then immediately subjected to the tests of Cl.4.2 as applicable.	EL 2123-17	Refer above Cl. No.4.6	N/A

*- Total number of Requirements to be observed / inspected = 02

Total No of applicable Requirement = 00

No of Requirements for which the sample passed= N/A

Total number of tests to be conducted = 16


Total No of applicable Tests = 00

No. of tests for which the sample passed= N/A

Certificate: It is certified that the above tests were performed and found to be ~~passing~~/Failing in the requirement tested.
(These tests/requirements are not applicable)

(Approving Authority)

TRF No. BIS_IT/PA_IS13252_V1.3



CLASSIC TESTING & RESEARCH CENTRE

B-17, Sector-65, Noida-201 307 (U.P.)

Ph.: 0120-4279394, Contact : 9717699751

Email: classiclab@gmail.com, ctrctestinglab@gmail.com

Website: www.classictestinglab.com



Cert. No. TC-6151

Report No. CTRC-SC21EPF12057

IS 13252 (Part 1): 2010 + A1: 2013 + A2 : 2015 /

Page 48 of 131

Dated: 10/08/2021

IEC 60950-1: 2005 + A1:2009 + A2 : 2013

ULR No.: TC615121200000408F


Tests relating to Fire Safety

EL 2124 – V1.4

Cl. No.	Test / Requirement name	Test Code	Test result/ observation	Verdict
4.7	Resistance to fire*	EL 2124-00	Satisfactory	P
4.7.1	Reducing the risk of ignition and spread of flame		See below	P
	Method 1, selection and application of components wiring and materials OR	EL 2124-01	Material with suitable flammability classes are used	P
	Method 2, application of all of simulated fault condition tests	EL 2124-02	Method 1 used	N/A
4.7.2	Conditions for a fire enclosure*		See below	P
4.7.2.1	Parts requiring a fire enclosure*	EL 2124-03	Fire enclosure is required to cover all parts	P
4.7.2.2	Parts not requiring a fire enclosure	EL 2124-04	Fire enclosure is required to cover all parts	N/A
4.7.3	Materials*	EL 2124-05	See below	P
4.7.3.1	General*	EL 2124-06	Propagation of fire is minimized through the fire enclosure construction	P
	a)Class of material used*	EL 2124-07	See table 1.5.1	P
	b) Where HB40 CLASS MATERIAL, HB75 CLASS MATERIAL or HBF CLASS FOAMED MATERIAL, is required, material passing the glow-wire test at 550 °C according to IEC 60695-2-11 is acceptable as an alternative.	EL 2124-08	No such material used	N/A
	c) Where it is not practical to protect components against overheating under fault conditions, the components shall be mounted on V-1 CLASS MATERIAL. Additionally, such components shall be separated from material of a class lower than V-1 CLASS MATERIAL by at least 13 mm of air, or by a solid barrier of V-1 CLASS MATERIAL.	EL 2124-09	Components are mounted on approved class of material (see table 1.5.1)	P
4.7.3.2	Materials for fire enclosures		See appended table 1.5.1	P
	a) For MOVABLE EQUIPMENT having a total mass not exceeding 18 kg, the material of a FIRE ENCLOSURE, in the thinnest significant wall thickness used, shall be of V-1 CLASS MATERIAL or shall pass the test of Clause A.2.	EL 2124-10	Approved material used (See table 1.5.1)	P

TRF No. BIS_IT/PA_IS13252_V1.3





Report No. CTCR-SC21EPF12057

IS 13252 (Part 1): 2010 + A1: 2013 + A2 : 2015 /

Page 49 of 131

Dated: 10/08/2021


IEC 60950-1: 2005 + A1:2009 + A2 : 2013

ULR No.: TC615121200000408F

	b) For MOVABLE EQUIPMENT having a total mass exceeding 18 kg and for all STATIONARY EQUIPMENT, the material of a FIRE ENCLOSURE, in the thinnest significant wall thickness used, shall be of 5VB CLASS MATERIAL or shall pass the test of Clause A.1.	EL 2124-11	Mass not exceeding 18kg	N/A
	c) Materials for components that fill an opening in a FIRE ENCLOSURE, and that are intended to be mounted in this opening shall : be of V-1 CLASS MATERIAL; or pass the tests of Clause A.2; or comply with the flammability requirements of the relevant IEC component standard	EL 2124-12	Refer above Cl. No.4.7.3.2	N/A
	d) Plastic materials of a FIRE ENCLOSURE shall be located more than 13 mm through air from arcing parts such as unenclosed commutators and unenclosed switch contacts.	EL 2124-13	Refer above Cl. No.4.7.3.2	N/A
	e) Plastic materials of a FIRE ENCLOSURE located less than 13mm through air from non-arcing parts which, under any condition of normal or abnormal operation, could attain a temperature sufficient to ignite the material, shall be capable of passing the test of IEC 60695-2-20	EL 2124-14	Refer above Cl. No.4.7.3.2	N/A
4.7.3.3	Materials for components and other parts outside fire enclosures *		No parts outside fire enclosure	N/A
	a) Materials shall be of : – HB75 CLASS MATERIAL if the thinnest significant thickness of this material is < 3 mm, or – HB40 CLASS MATERIAL if the thinnest significant thickness of this material is ≥ 3 mm, or – HBF CLASS FOAMED MATERIAL.*	EL 2124-15	Refer above cl .no. 4.7.3.3	N/A

TRF No. BIS_IT/PA_IS13252_V1.3





Report No. CTRC-SC21EPF12057

IS 13252 (Part 1): 2010 + A1: 2013 + A2 : 2015 /

Page 50 of 131

Dated: 10/08/2021

IEC 60950-1: 2005 + A1:2009 + A2 : 2013

ULR No.: TC615121200000408F

	b) Connectors shall comply with one of the following: – be made of V-2 CLASS MATERIAL; or – pass the tests of Clause A.2; or – comply with the flammability requirements of the relevant IEC component standard; or – be mounted on V-1 CLASS MATERIAL and be of a small size; or – be located in a SECONDARY CIRCUIT supplied by a power source that is limited to a maximum of 15 VA (see 1.4.11) under normal operating conditions and after a single fault in the equipment (see 1.4.14).	EL 2124-16	See above cl .no. 4.7.3.3	N/A
4.7.3.4	Materials for components and other parts inside fire enclosures		Certified material used (See table 1.5.1)	P
	a) Inside FIRE ENCLOSURES, materials for components and other parts shall comply with one of the following: – be of V-2 CLASS MATERIAL or HF-2 CLASS FOAMED MATERIAL; or – pass the flammability test described in Clause A.2; or – meet the flammability requirements of a relevant IEC component standard that includes such requirements.	EL 2124-17	See above cl. no. 4.7.3.4	P
	Requirements for voltage dependent resistors (VDR's) are in Annex Q.*	EL 2124-18	Certified VDR Used (see table 1.5.1)	P
4.7.3.5	Materials for air filter assemblies : Air filter assemblies shall be constructed of V-2 CLASS MATERIAL, or HF-2 CLASS FOAMED MATERIAL.	EL 2124-19	No air filter assemblies	N/A
4.7.3.6	Materials used in high-voltage components		No high voltage components used	N/A

TRF No. BIS_IT/PA_IS13252_V1.3





CLASSIC TESTING & RESEARCH CENTRE

B-17, Sector-65, Noida-201 307 (U.P.)

Ph.: 0120-4279394, Contact : 9717699751

Email: classiclab@gmail.com, ctrctestinglab@gmail.com

Website: www.classictestinglab.com



Cert. No. TC-6151

Report No. CTCR-SC21EPF12057

IS 13252 (Part 1): 2010 + A1: 2013 + A2 : 2015 /

Page 51 of 131

Dated: 10/08/2021

IEC 60950-1: 2005 + A1:2009 + A2 : 2013

ULR No.: TC615121200000408F

a) High-voltage components operating at peak-to-peak voltages exceeding 4 kV shall either be of V-2 CLASS MATERIAL, or HF-2 CLASS FOAMED MATERIAL, or comply with 14.4 of IEC 60065 or pass the needle flame test according to IEC 60695-11-5.	EL 2124-20	See above cl. no. 4.7.3.6	N/A
b) Compliance is checked by inspection of the equipment and material data sheets and, if necessary, by – the tests for V-2 CLASS MATERIAL or HF-2 CLASS FOAMED MATERIAL; or – the test described in 14.4 of IEC 60065; or – the needle flame test according to IEC 60695-11-5.	EL 2124-21	See above cl. no. 4.7.3.6	N/A
c) In addition to above, the following details apply, referring to clauses of IEC 60695-11-5: Clause 7 - Severities	EL 2124-22	See above cl. no. 4.7.3.6	N/A
Clause 8 - Conditioning	EL 2124-23	See above cl. no. 4.7.3.6	N/A
Clause 11 - Evaluation of test results	EL 2124-24	See above cl. no. 4.7.3.6	N/A

*- Total number of Requirements to be observed / inspected = 07

Total No of applicable Requirement = 06

No of Requirements for which the sample passed= 06

Total number of tests to be conducted = 18

Total No of applicable Tests = 04

No. of tests for which the sample passed= 04

Certificate: It is certified that the above tests were performed and found to be passing in the requirement tested.

(Approving Authority)



TRF No. BIS_IT/PA_IS13252_V1.3



CLASSIC TESTING & RESEARCH CENTRE

B-17, Sector-65, Noida-201 307 (U.P.)

Ph.: 0120-4279394, Contact : 9717699751

Email: classiclab@gmail.com, ctrctestinglab@gmail.com

Website: www.classictestinglab.com



Cert. No. TC-6151

Report No. CTRC-SC21EPF12057

IS 13252 (Part 1): 2010 + A1: 2013 + A2 : 2015 /

Page 52 of 131

Dated: 10/08/2021

IEC 60950-1: 2005 + A1:2009 + A2 : 2013


ULR No.: TC615121200000408F


Tests relating to Insulating Properties

EL 2125 – V1.4

Cl. No.	Test / Requirement name	Test Code	Test result/ observation	Verdict
5.0	ELECTRICAL REQUIREMENTS AND SIMULATED ABNORMAL CONDITIONS*	EL 2125-00	See below	P
5.1	Touch current and protective conductor current*	EL 2125-01	Satisfactory	P
5.1.2	Configuration of equipment under test (EUT)*	EL 2125-02	See below	P
5.1.2.1	Single connection to an a.c. mains supply*	EL 2125-03	Equipment has only single a.c. mains connection	P
5.1.2.2	Redundant multiple connections to an a.c. mains supply*	EL 2125-04	No multiple power sources	N/A
5.1.2.3	Simultaneous multiple connections to an a.c. mains supply	EL 2125-05	No multiple power sources	N/A
5.1.3	Test circuit	EL 2125-06	See below	P
5.1.4	Application of measuring instrument	EL 2125-07	Testing using D-1 measuring instrument	P
5.1.5	Test procedure	EL 2125-08	Applied	P
5.1.6	Test measurements		See table 5.1.6	P
	a) Value of voltage, U ₂ measured using the instrument as per Fig. D.1	EL 2125-09	See table 5.1.6	P
	b) Measured touch current (mA):	EL 2125-10	See table 5.1.6	P
	c) Calculated value of TOUCH CURRENT (mA) = U ₂ / 500	EL 2125-11	See table 5.1.6	P
	d) Measured protective conductor current(mA)	EL 2125-12	only touch current measured	N/A
	e) Max. protective conductor current =5% of Input current	EL 2125-13	As above	N/A
5.1.7	Equipment with touch current exceeding 3.5 mA	EL 2125-14	No such equipment	N/A
5.1.7.1	General	EL 2125-15	See below	N/A
5.1.7.2	Simultaneous multiple connections to the supply	EL 2125-16	No such equipment	N/A
5.1.8	Touch currents to telecommunication networks and cable distribution systems and from telecommunication networks	EL 2125-17	No connection to the telecommunication network or cable distribution system	N/A
5.1.8.1	Limitation of the touch current to a telecommunication network or to a cable distribution system	EL 2125-18	Refer above Cl. No.5.1.8	N/A
	Supply voltage (V)		Refer above Cl. No.5.1.8	N/A

TRF No. BIS_IT/PA_IS13252_V1.3





CLASSIC TESTING & RESEARCH CENTRE

B-17, Sector-65, Noida-201 307 (U.P.)

Ph.: 0120-4279394, Contact : 9717699751

Email: classiclab@gmail.com, ctrctestinglab@gmail.com

Website: www.classictestinglab.com



Cert. No. TC-6151

Report No. CTRC-SC21EPF12057	IS 13252 (Part 1): 2010 + A1: 2013 + A2 : 2015 /	Page 53 of 131
Dated: 10/08/2021	IEC 60950-1: 2005 + A1:2009 + A2 : 2013	ULR No.: TC615121200000408F

	Measured touch current (mA)		Refer above Cl. No.5.1.8	N/A
	Max. allowed touch current (mA)		Refer above Cl. No.5.1.8	N/A
5.1.8.2	Summation of touch currents from telecommunication networks	EL 2125-19	No connection to the telecommunication network or cable distribution	N/A
	a) EUT with earthed telecommunication ports :		Refer above Cl. No.5.1.8.2	N/A
	b) EUT whose telecommunication ports have no reference to protective earth		Refer above Cl. No.5.1.8.2	N/A

*- Total number of Requirements to be observed / inspected = 05

Total No of applicable Requirement = 04

No of Requirements for which the sample passed= 04

Total number of tests to be conducted = 15


Total No of applicable Tests = 06

No. of tests for which the sample passed= 06

Certificate: It is certified that the above tests were performed and found to be passing in the requirement tested.

(Approving Authority)

TRF No. BIS_IT/PA_IS13252_V1.3



CLASSIC TESTING & RESEARCH CENTRE

B-17, Sector-65, Noida-201 307 (U.P.)

Ph.: 0120-4279394, Contact : 9717699751

Email: classiclab@gmail.com, ctrctestinglab@gmail.com

Website: www.classictestinglab.com



Cert. No. TC-6151

Report No. CTRC-SC21EPF12057

IS 13252 (Part 1): 2010 + A1: 2013 + A2 : 2015 /

Page 54 of 131

Dated: 10/08/2021

IEC 60950-1: 2005 + A1:2009 + A2 : 2013

ULR No.: TC615121200000408F

Tests relating to Insulating Properties

EL 2126 – V1.4

Cl. No.	Test / Requirement name	Test Code	Test result/ observation	Verdict
5.2	Electric strength*	EL 2126-00	See below	P
5.2.1	General*	EL 2126-01	See appended table 5.2	P
5.2.2	Test procedure		Table 5B Used	P
	a) The test voltages for electric strength for the appropriate grade of insulation [FUNCTIONAL INSULATION if required by 5.3.4 b), BASIC INSULATION, SUPPLEMENTARY INSULATION or REINFORCED INSULATION] are as specified in either: – Table 5B using the PEAK WORKING VOLTAGE (U), as determined in 2.10.2; or – Table 5C using the REQUIRED WITHSTAND VOLTAGE, as determined in G.4.	EL 2126-02	No breakdown observed during the test, performance found satisfactory after the test.	P

*- Total number of Requirements to be observed / Inspected = 02

Total No of applicable Requirement = 02

No of Requirements for which the sample passed= 02

Total number of tests to be conducted = 01

Total No of applicable Tests = 01

No. of tests for which the sample passed= 01

Certificate: It is certified that the above tests were performed and found to be passing in the requirement tested.

(Approving Authority)

TRF No. BIS_IT/PA_IS13252_V1.3



Report No. CTRC-SC21EPF12057

IS 13252 (Part 1): 2010 + A1: 2013 + A2 : 2015 /

Page 55 of 131

Dated: 10/08/2021

IEC 60950-1: 2005 + A1:2009 + A2 : 2013

ULR No.: TC615121200000408F

Tests relating to Insulating Properties

EL 2127 – V1.4

Cl. No.	Test / Requirement name	Test Code	Test result/ observation	Verdict
5.3	Abnormal operating and fault conditions	EL 2127-00	See below	P
5.3.1	Protection against overload and abnormal operation	EL 2127-01	See appended table 5.3	P
5.3.2	Motors	EL 2127-02	No such motor used	N/A
5.3.3	Transformers	EL 2127-03	Tested within Appliance (See appended Annex C & table C.2)	P
5.3.4	Functional insulation:	EL 2127-04	Functional insulation complied with 5.3.4 (C)	P
5.3.5	Electromechanical components	EL 2127-05	No such components	N/A
5.3.6	Audio amplifiers in ITE :	EL 2127-06	No audio amplifier	N/A
5.3.7	Simulation of faults	EL 2127-07	See appended table 5.3	P
5.3.8	Unattended equipment	EL 2127-08	No such equipment	N/A
5.3.9	Compliance criteria for abnormal operating and fault conditions*		See below	P
5.3.9.1	During the tests	EL 2127-09	No flame in the equipment, No molten metal was emitted	P
5.3.9.2	After the tests	EL 2127-10	After test, the EUT still complies with the relevant requirements of this standard.	P

*- Total number of Requirements to be observed / inspected = 00

Total No of applicable Requirement = 00

No of Requirements for which the sample passed= N/A

Total number of tests to be conducted = 11


Total No of applicable Tests = 07

No. of tests for which the sample passed= 07

Certificate: It is certified that the above tests were performed and found to be passing in the requirement tested.

(Approving Authority)

TRF No. BIS_IT/PA_IS13252_V1.3



CLASSIC TESTING & RESEARCH CENTRE

B-17, Sector-65, Noida-201 307 (U.P.)

Ph.: 0120-4279394, Contact : 9717699751

Email: classiclab@gmail.com, ctrctestinglab@gmail.com

Website: www.classictestinglab.com



Cert. No. TC-6151

Report No. CTRC-SC21EPF12057	IS 13252 (Part 1): 2010 + A1: 2013 + A2 : 2015 /	Page 56 of 131
Dated: 10/08/2021	IEC 60950-1: 2005 + A1:2009 + A2 : 2013	ULR No.: TC615121200000408F


Tests relating to Communicating Connection

EL 2128 – V1.4

Cl. No.	Test / Requirement name	Test Code	Test result/ observation	Verdict
6.1	Protection of telecommunication network service persons, and users of other equipment connected to the network, from hazards in the equipment	EL 2128-00	No connection to telecommunication networks	N/A
6.1.1	Protection from hazardous voltages	EL 2128-01	Refer above Cl. No.6.1	N/A
6.1.2	Separation of the telecommunication network from earth*		Refer above Cl. No.6.1	N/A
6.1.2.1	Requirements: Surge suppressors that bridge the insulation shall have a minimum rated operating voltage U_{op} of $U_{op} = U_{peak} + \Delta U_{sp} + \Delta U_{sa}$ Where U_{peak} is 360V or 180V ΔU_{sp} is the maximum increase of the rated operating voltage due to variations in component production (If not specified by the manufacturer, shall be taken as 10% of the rated operating voltage of the component) ΔU_{sa} is the maximum increase of the rated operating voltage due to the component ageing over the expected life of the equipment (If not specified by the manufacturer, shall be taken as 10% of the rated operating voltage of the component) -Insulation is subjected to electric strength test according to 5.2.2. The a.c test voltage is 1.5kV or 1.0kV - Components bridging the insulation that are left in place during electric strength testing shall not be damaged. There shall be no breakdown of insulation during electric strength testing.	EL 2128-02	Refer above Cl. No.6.1	N/A
6.1.2.2	Exclusions	EL 2128-03	Refer above Cl. No.6.1	N/A



TRF No. BIS_IT/PA-IS13252-V1.3



CLASSIC TESTING & RESEARCH CENTRE

B-17, Sector-65, Noida-201 307 (U.P.)

Ph.: 0120-4279394, Contact : 9717699751

Email: classiclab@gmail.com, ctrctestinglab@gmail.com

Website: www.classictestinglab.com



Cert. No. TC-6151

Report No. CTRC-SC21EPF12057

IS 13252 (Part 1): 2010 + A1: 2013 + A2 : 2015 /

Page 57 of 131

Dated: 10/08/2021

IEC 60950-1: 2005 + A1:2009 + A2 : 2013

ULR No.: TC615121200000408F

*- Total number of Requirements to be observed / inspected = 00

Total No of applicable Requirement = 00

No of Requirements for which the sample passed= N/A

Total number of tests to be conducted = 04

Total No of applicable Tests = 00

No. of tests for which the sample passed= N/A


Certificate: It is certified that the above tests were performed and found to be ~~passing~~/Failing in the requirement tested.

(These tests/requirements are not applicable)



(Approving Authority)

TRF No. BIS_IT/PA_IS13252_V1.3



CLASSIC TESTING & RESEARCH CENTRE

B-17, Sector-65, Noida-201 307 (U.P.)

Ph.: 0120-4279394, Contact : 9717699751

Email: classiclab@gmail.com, ctrctestinglab@gmail.com

Website: www.classictestinglab.com



Cert. No. TC-6151

Report No. CTRC-SC21EPF12057	IS 13252 (Part 1): 2010 + A1: 2013 + A2 : 2015 /	Page 58 of 131
Dated: 10/08/2021	IEC 60950-1: 2005 + A1:2009 + A2 : 2013	ULR No.: TC615121200000408F

Tests relating to Communicating Connection

EL 2129 – V1.4

Cl. No.	Test / Requirement name	Test Code	Test result/ observation	Verdict
6.2	Protection of equipment users from overvoltages on telecommunication networks*	EL 2129-00	No connection to telecommunication networks	N/A
6.2.1	Separation requirements	EL 2129-01	Refer above Cl. No.6.2	N/A
6.2.2	Electric strength test procedure	EL 2129-02	Refer above Cl. No.6.2	N/A
6.2.2.1	Impulse test	EL 2129-03	Refer above Cl. No.6.2	N/A
6.2.2.2	Steady-state test	EL 2129-04	Refer above Cl. No.6.2	N/A
6.2.2.3	Compliance criteria	EL 2129-05	Refer above Cl. No.6.2	N/A

*- Total number of Requirements to be observed / inspected = 01

Total No of applicable Requirement = 00

No of Requirements for which the sample passed= N/A

Total number of tests to be conducted = 05

Total No of applicable Tests = 00

No. of tests for which the sample passed= N/A


Certificate: It is certified that the above tests were performed and found to be ~~passing~~/Failing in the requirement tested.

(These tests/requirements are not applicable)

(Approving Authority)



TRF No. BIS_IT/PA_IS13252_V1.3



Report No. CTRC-SC21EPF12057

IS 13252 (Part 1): 2010 + A1: 2013 + A2 : 2015 /

Page 59 of 131

Dated: 10/08/2021

IEC 60950-1: 2005 + A1:2009 + A2 : 2013


ULR No.: TC615121200000408F


Tests relating to Communicating Connection

EL 2130 – V1.4

Cl. No.	Test / Requirement name	Test Code	Test result/ observation	Verdict
6.3	Protection of the telecommunication wiring system from overheating	EL 2130-00	No connection to telecommunication networks	N/A
	a) If current limiting is due to the inherent impedance of the power source, the output current into any resistive load, including a short-circuit, is measured. The current limit shall not be exceeded after 60 s of test. Max. output current (A) :	EL 2130-01	Refer above Cl. No.6.3	N/A
	b) If current limiting is provided by an overcurrent protective device having a specified time/current characteristic: – the time/current characteristic shall show that a current equal to 110 % of the current limit will be interrupted within 60 min; and	EL 2130-02	Refer above Cl. No.6.3	N/A
	c) the output current into any resistive load, including a short-circuit, with the overcurrent protective device bypassed, measured after 60 s of test, shall not exceed $1000/U$, where U is the output voltage measured in accordance with 1.4.5 with all load circuits disconnected.	EL 2130-03	Refer above Cl. No.6.3	N/A
	d) If current limiting is provided by an overcurrent protective device that does not have a specified time/current characteristic: – the output current into any resistive load, including a short-circuit, shall not exceed the current limit after 60 s of test; and – the output current into any resistive load, including a short-circuit, with the overcurrent protective device bypassed, measured after 60 s of test, shall not exceed $1000/U$, where U is the output voltage measured in accordance with 1.4.5 with all load circuits Disconnected.	EL 2130-04	Refer above Cl. No.6.3	N/A

TRF No. BIS_IT/PA_IS13252_V1.3





CLASSIC TESTING & RESEARCH CENTRE

B-17, Sector-65, Noida-201 307 (U.P.)

Ph.: 0120-4279394, Contact : 9717699751

Email: classiclab@gmail.com, ctrctestinglab@gmail.com

Website: www.classictestinglab.com



Cert. No. TC-6151

Report No. CTRC-SC21EPF12057

IS 13252 (Part 1): 2010 + A1: 2013 + A2 : 2015 /

Page 60 of 131

Dated: 10/08/2021

IEC 60950-1: 2005 + A1:2009 + A2 : 2013

ULR No.: TC615121200000408F

*- Total number of Requirements to be observed / inspected = 00

Total No of applicable Requirement = 00

No of Requirements for which the sample passed= N/A

Total number of tests to be conducted = 05

Total No of applicable Tests = 00


No. of tests for which the sample passed= N/A

Certificate: It is certified that the above tests were performed and found to be ~~passing~~/Failing in the requirement tested.

(These tests/requirements are not applicable)

Authorised
Signatory
(Approving Authority)

TRF No. BIS_IT/PA_IS13252_V1.3



CLASSIC TESTING & RESEARCH CENTRE

B-17, Sector-65, Noida-201 307 (U.P.)

Ph.: 0120-4279394, Contact : 9717699751

Email: classiclab@gmail.com, ctrctestinglab@gmail.com

Website: www.classictestinglab.com



Cert. No. TC-6151

Report No. CTRC-SC21EPF12057	IS 13252 (Part 1): 2010 + A1: 2013 + A2 : 2015 /	Page 61 of 131
Dated: 10/08/2021	IEC 60950-1: 2005 + A1:2009 + A2 : 2013	ULR No.: TC615121200000408F

Tests relating to Connection to cable distribution system

EL 2131 – V1.4

Cl. No.	Test / Requirement name	Test Code	Test result/ observation	Verdict
7	Connection to cable distribution systems*	EL 2131-00	No connection to cable distribution system	N/A
7.1	General requirements*	EL 2131-01	Refer above Cl. No.7	N/A
7.2	Protection of cable distribution system service persons, and users of other equipment connected to the system, from hazardous voltages in the equipment	EL 2131-02	Refer above Cl. No.7	N/A
7.3	Protection of equipment users from overvoltages on the cable distribution system	EL 2131-03	Refer above Cl. No.7	N/A
7.4	Insulation between primary circuits and cable distribution systems	EL 2131-04	Refer above Cl. No.7	N/A
7.4.1	General	EL 2131-05	Refer above Cl. No.7	N/A
7.4.2	Voltage surge test	EL 2131-06	Refer above Cl. No.7	N/A
7.4.3	Impulse test	EL 2131-07	Refer above Cl. No.7	N/A

*- Total number of Requirements to be observed / inspected = 02

Total No of applicable Requirement = 00

No of Requirements for which the sample passed= N/A

Total number of tests to be conducted = 06

Total No of applicable Tests = 00


No. of tests for which the sample passed= N/A

Certificate: It is certified that the above tests were performed and found to be ~~passing~~/Failing in the requirement tested.

(These tests/requirements are not applicable)

(Approving Authority)

TRF No. BIS_IT/PA_IS13252_V1.3



Report No. CTRC-SC21EPF12057	IS 13252 (Part 1): 2010 + A1: 2013 + A2 : 2015 /	Page 62 of 131
Dated: 10/08/2021	IEC 60950-1: 2005 + A1:2009 + A2 : 2013	ULR No.: TC615121200000408F


Tests relating to Fire Safety

EL 2132 – V1.4

Cl. No.	Test / Requirement name	Test Code	Test result/ observation	Verdict
A	ANNEX A, TESTS FOR RESISTANCE TO HEAT AND FIRE	EL 2132-00	See below	N/A
A.1	Flammability test for fire enclosures of movable equipment having a total mass exceeding 18 kg, and of stationary equipment (see 4.7.3.2)	EL 2132-01	Mass is less than 18 Kg	N/A
A.1.1	Samples:	EL 2132-02	Refer above A.1	N/A
	Wall thickness (mm):		Refer above A.1	N/A
A.1.2	Conditioning of samples; temperature (°C) :	EL 2132-03	Refer above A.1	N/A
A.1.3	Mounting of samples :	EL 2132-04	Refer above A.1	N/A
A.1.4	Test flame (see IEC 60695-11-3)	EL 2132-05	Refer above A.1	N/A
	Flame A, B, C or D :		Refer above A.1	N/A
A.1.5	Test procedure	EL 2132-06	Refer above A.1	N/A
A.1.6	Compliance criteria	EL 2132-07	Refer above A.1	N/A
	Sample 1 burning time (s):		Refer above A.1	N/A
	Sample 2 burning time (s):		Refer above A.1	N/A
	Sample 3 burning time (s):		Refer above A.1	N/A
A.2	Flammability test for fire enclosures of movable equipment having a total mass not exceeding 18 kg, and for material and components located inside fire enclosures (see 4.7.3.2 and 4.7.3.4)	EL 2132-08	Certified materials used (See table 1.5.1)	N/A
A.2.1	Samples, material:	EL 2132-09	Refer above A.2	N/A
	Wall thickness (mm):		Refer above A.2	N/A
A.2.2	Conditioning of samples; temperature (°C) :	EL 2132-10	Refer above A.2	N/A
A.2.3	Mounting of samples :	EL 2132-11	Refer above A.2	N/A
A.2.4	Test flame (see IEC 60695-11-4)	EL 2132-12	Refer above A.2	N/A
	Flame A, B or C :		Refer above A.2	N/A
A.2.5	Test procedure	EL 2132-13	Refer above A.2	N/A
A.2.6	Compliance criteria	EL 2132-14	Refer above A.2	N/A
	Sample 1 burning time (s):		Refer above A.2	N/A

TRF No. BIS_IT/PA_IS13252_V1.3





CLASSIC TESTING & RESEARCH CENTRE

B-17, Sector-65, Noida-201 307 (U.P.)

Ph.: 0120-4279394, Contact : 9717699751

Email: classiclab@gmail.com, ctrctestinglab@gmail.com

Website: www.classictestinglab.com



Cert. No. TC-6151

Report No. CTRC-SC21EPF12057

IS 13252 (Part 1): 2010 + A1: 2013 + A2 : 2015 /

Page 63 of 131

Dated: 10/08/2021

IEC 60950-1: 2005 + A1:2009 + A2 : 2013

ULR No.: TC615121200000408F

Tests relating to Fire Safety

EL 2132 – V1.4

Cl. No.	Test / Requirement name	Test Code	Test result/ observation	Verdict
	Sample 2 burning time (s):		Refer above A.2	N/A
	Sample 3 burning time (s):		Refer above A.2	N/A
A.2.7	Alternative test acc. to IEC 60695-11-5, cl. 5 and 9	EL 2132-15	Refer above A.2	N/A
	Sample 1 burning time (s):		Refer above A.2	N/A
	Sample 2 burning time (s):		Refer above A.2	N/A
	Sample 3 burning time (s):		Refer above A.2	N/A
A.3	Hot flaming oil test (see 4.6.2)	EL 2132-16	No such openings	N/A
A.3.1	Mounting of samples	EL 2132-17	Refer above A.3	N/A
A.3.2	Test procedure	EL 2132-18	Refer above A.3	N/A
A.3.3	Compliance criterion	EL 2132-19	Refer above A.3	N/A

*- Total number of Requirements to be observed / inspected = 00

Total No of applicable Requirement = 00

No of Requirements for which the sample passed= N/A

Total number of tests to be conducted = 20

Total No of applicable Tests = 00


No. of tests for which the sample passed= N/A

Certificate: It is certified that the above tests were performed and found to be ~~passing~~/Failing in the requirement tested.

(Those tests/requirements are not applicable)



TRF No. BIS_IT/PA_IS13252_V1.3



CLASSIC TESTING & RESEARCH CENTRE

B-17, Sector-65, Noida-201 307 (U.P.)

Ph.: 0120-4279394, Contact : 9717699751

Email: classiclab@gmail.com, ctrctestinglab@gmail.com

Website: www.classictestinglab.com



Cert. No. TC-6151

Report No. CTRC-SC21EPF12057

IS 13252 (Part 1): 2010 + A1: 2013 + A2 : 2015 /

Page 64 of 131

Dated: 10/08/2021

IEC 60950-1: 2005 + A1:2009 + A2 : 2013

ULR No.: TC615121200000408F


Tests relating to Insulating Properties

EL 2133 – V1.4

Cl. No.	Test / Requirement name	Test Code	Test result/ observation	Verdict
B	ANNEX B, MOTOR TESTS UNDER ABNORMAL CONDITIONS (see 4.7.2.2 and 5.3.2)	EL 2133-00	See below	N/A
B.1	General requirements	EL 2133-01	No such motor used	N/A
	Position :		Refer above B.1	N/A
	Manufacturer :		Refer above B.1	N/A
	Type :		Refer above B.1	N/A
	Rated values :		Refer above B.1	N/A
B.2	Test conditions	EL 2133-02	Refer above B.1	N/A
B.3	Maximum temperatures	EL 2133-03	Refer above B.1	N/A
B.4	Running overload test	EL 2133-04	Refer above B.1	N/A
B.5	Locked-rotor overload test	EL 2133-05	Refer above B.1	N/A
	Test duration (days):		Refer above B.1	N/A
	Electric strength test: test voltage (V) :		Refer above B.1	N/A
B.6	Running overload test for d.c. motors in secondary circuits	EL 2133-06	Refer above B.1	N/A
B.6.1	General	EL 2133-07	Refer above B.1	N/A
B.6.2	Test procedure	EL 2133-08	Refer above B.1	N/A
B.6.3	Alternative test procedure	EL 2133-09	Refer above B.1	N/A
B.6.4	Electric strength test; test voltage (V):	EL 2133-10	Refer above B.1	N/A
B.7	Locked-rotor overload test for d.c. motors in secondary circuits	EL 2133-11	Refer above B.1	N/A
B.7.1	General	EL 2133-12	Refer above B.1	N/A
B.7.2	Test procedure	EL 2133-13	Refer above B.1	N/A
B.7.3	Alternative test procedure	EL 2133-14	Refer above B.1	N/A
B.7.4	Electric strength test; test voltage (V) :	EL 2133-15	Refer above B.1	N/A
B.8	Test for motors with capacitors	EL 2133-16	Refer above B.1	N/A
B.9	Test for three-phase motors	EL 2133-17	Refer above B.1	N/A
B.10	Test for series motors	EL 2133-18	Refer above B.1	N/A

TRF No. BIS_IT/PA_IS13252_V1.3





CLASSIC TESTING & RESEARCH CENTRE

B-17, Sector-65, Noida-201 307 (U.P.)

Ph.: 0120-4279394, Contact : 9717699751

Email: classiclab@gmail.com, ctrctestinglab@gmail.com

Website: www.classictestinglab.com



Cert. No. TC-6151

Report No. CTRC-SC21EPF12057

IS 13252 (Part 1): 2010 + A1: 2013 + A2 : 2015 /

Page 65 of 131

Dated: 10/08/2021

IEC 60950-1: 2005 + A1:2009 + A2 : 2013

ULR No.: TC615121200000408F

Tests relating to Insulating Properties

EL 2133 – V1.4

Sl. No.	Test / Requirement name	Test Code	Test result/ observation	Verdict
	Operating voltage (V) :		Refer above B.1	N/A

*- Total number of Requirements to be observed / inspected = 00

Total No of applicable Requirement = 00

No of Requirements for which the sample passed= N/A

Total number of tests to be conducted = 19


Total No of applicable Tests = 00

No. of tests for which the sample passed= N/A

Certificate: It is certified that the above tests were performed and found to be ~~passing~~/Failing in the requirement tested.
(These tests/requirements are not applicable)

(Approving Authority)

TRF No. BIS_IT/PA_IS13252_V1.3



CLASSIC TESTING & RESEARCH CENTRE

B-17, Sector-65, Noida-201 307 (U.P.)

Ph.: 0120-4279394, Contact : 9717699751

Email: classiclab@gmail.com, ctrctestinglab@gmail.com

Website: www.classictestinglab.com



Cert. No. TC-6151

Report No. CTRC-SC21EPF12057

IS 13252 (Part 1): 2010 + A1: 2013 + A2 : 2015 /

Page 66 of 131

Dated: 10/08/2021

IEC 60950-1: 2005 + A1:2009 + A2 : 2013

ULR No.: TC615121200000408F

Tests relating to Electrical Safety

EL 2134 – V1.4

Cl. No.	Test / Requirement name	Test Code	Test result/ observation	Verdict
C	ANNEX C, TRANSFORMERS (see 1.5.4 and 5.3.3)*	EL 2134-00	See below	P
	Position :		Transformer mounted on the approved PCB	P
	Manufacturer :		See table 1.5.1	P
	Type :		See table 1.5.1	P
	Rated values :		See table 1.5.1	P
	Method of protection:		Protection by electronic drive circuit	P
C.1	Overload test	EL 2134-01	See table 5.3	P
C.2	Insulation	EL 2134-02	Insulation fulfill the requirement for Cl. 2.10 and Cl. 5.2 (See table 2.10.2 & table 5.2)	P
	Protection from displacement of windings:		Windings are twisted and soldered on pins and Approved insulated winding wire used	P

*- Total number of Requirements to be observed / Inspected = 01

Total No of applicable Requirement = 01

No of Requirements for which the sample passed= 01

Total number of tests to be conducted = 02


Total No of applicable Tests = 02

No. of tests for which the sample passed= 02

Certificate: It is certified that the above tests were performed and found to be passing in the requirement tested.

(Approving Authority)

TRF No. BIS_IT/PA_IS13252_V1.3



CLASSIC TESTING & RESEARCH CENTRE

B-17, Sector-65, Noida-201 307 (U.P.)

Ph.: 0120-4279394, Contact : 9717699751

Email: classiclab@gmail.com, ctrctestinglab@gmail.com

Website: www.classictestinglab.com



Cert. No. TC-6151

Report No. CTRC-SC21EPF12057

IS 13252 (Part 1): 2010 + A1: 2013 + A2 : 2015 /

Page 67 of 131

Dated: 10/08/2021

IEC 60950-1: 2005 + A1:2009 + A2 : 2013

ULR No.: TC615121200000408F

Tests relating to Insulating Properties

EL 2135 – V1.4

Sl. No.	Test / Requirement name	Test Code	Test result/ observation	Verdict
D	ANNEX D, MEASURING INSTRUMENTS FOR TOUCH-CURRENT TESTS (see 5.1.4)	EL 2135-00	Satisfactory (See Clause 5.1.4)	P
D.1	Measuring instrument	EL 2135-01	Satisfactory (D-1 network used)	P
D.2	Alternative measuring instrument	EL 2135-02	Alternative not used	N/A

*- Total number of Requirements to be observed / inspected = 00

Total No of applicable Requirement = 00

No of Requirements for which the sample passed= N/A

Total number of tests to be conducted = 03

Total No of applicable Tests = 02


No. of tests for which the sample passed= 02

Certificate: It is certified that the above tests were performed and found to be passing in the requirement tested.

(Approving Authority)



TRF No. BIS_IT/PA_IS13252_V1.3



CLASSIC TESTING & RESEARCH CENTRE

B-17, Sector-65, Noida-201 307 (U.P.)

Ph.: 0120-4279394, Contact : 9717699751

Email: classiclab@gmail.com, ctrctestinglab@gmail.com

Website: www.classictestinglab.com



Cert. No. TC-6151

Report No. CTRC-SC21EPF12057

IS 13252 (Part 1): 2010 + A1: 2013 + A2 : 2015 /

Page 68 of 131

Dated: 10/08/2021

IEC 60950-1: 2005 + A1:2009 + A2 : 2013

ULR No.: TC615121200000408F

Tests relating to Thermal Properties

EL 2136-V1.4

Q. No.	Test / Requirement name	Test Code	Test result/ observation	Verdict
E	ANNEX E, TEMPERATURE RISE OF A WINDING (see 1.4.13)	EL2136-00	Resistance method not used (Refer table 4.5)	N/A

*- Total number of Requirements to be observed / inspected = 00

Total No of applicable Requirement = 00

No of Requirements for which the sample passed= N/A

Total number of tests to be conducted = 01

Total No of applicable Tests = 00

No. of tests for which the sample passed= N/A


Certificate: It is certified that the above tests were performed and found to be passing/Failing in the requirement tested.
(These tests/requirements are not applicable)



Authorised

(Approving Authority)

TRF No. BIS_IT/PA_IS13252_V1.3



CLASSIC TESTING & RESEARCH CENTRE

B-17, Sector-65, Noida-201 307 (U.P.)

Ph.: 0120-4279394, Contact : 9717699751

Email: classiclab@gmail.com, ctrctestinglab@gmail.com

Website: www.classictestinglab.com



Cert. No. TC-6151

Report No. CTRC-SC21EPF12057	IS 13252 (Part 1): 2010 + A1: 2013 + A2 : 2015 /	Page 69 of 131
Dated: 10/08/2021	IEC 60950-1: 2005 + A1:2009 + A2 : 2013	ULR No.: TC615121200000408F

Tests relating to Electrical Safety

EL 2137 – V1.4

Cl. No.	Test / Requirement name	Test Code	Test result/ observation	Verdict
F	ANNEX F, MEASUREMENT OF CLEARANCES AND CREEPAGE DISTANCES (see 2.10 and Annex G)	EL2137-00	Satisfactory (See above Cl. 2.10)	P

*- Total number of Requirements to be observed / inspected = 00

Total No of applicable Requirement = 00

No of Requirements for which the sample passed= N/A

Total number of tests to be conducted = 01

Total No of applicable Tests = 01


No. of tests for which the sample passed= 01

Certificate: It is certified that the above tests were performed and found to be passing in the requirement tested.



(Approving Authority)

TRF No. BIS_IT/PA_IS13252_V1.3



Report No. CTRC-SC21EPF12057	IS 13252 (Part 1): 2010 + A1: 2013 + A2 : 2015 /	Page 70 of 131
Dated: 10/08/2021	IEC 60950-1: 2005 + A1:2009 + A2 : 2013	ULR No.: TC615121200000408F


Tests relating to Electrical safety

EL 2138 – V1.4

Cl. No.	Test / Requirement name	Test Code	Test result/ observation	Verdict
G	ANNEX G, ALTERNATIVE METHOD FOR DETERMINING MINIMUM CLEARANCES	EL 2138-00	Alternate method not used	N/A
G.1	Clearances	EL 2138-01	Refer above G	N/A
G.1.1	General	EL 2138-02	Refer above G	N/A
G.1.2	Summary of the procedure for determining minimum clearances	EL 2138-03	Refer above G	N/A
G.2	Determination of mains transient voltage (V)	EL 2138-04	Refer above G	N/A
G.2.1	AC Mains supply	EL 2138-05	Refer above G	N/A
G.2.2	Earthed d.c. mains supplies	EL 2138-06	Refer above G	N/A
G.2.3	Unearthed d.c. mains supplies	EL 2138-07	Refer above G	N/A
G.2.4	Battery operation	EL 2138-08	Refer above G	N/A
G.3	Determination of telecommunication network transient voltage (V)	EL 2138-09	Refer above G	N/A
G.4	Determination of required withstand voltage (V)	EL 2138-10	Refer above G	N/A
G.4.1	Mains transients and internal repetitive peaks	EL 2138-11	Refer above G	N/A
G.4.2	Transients from telecommunication networks:	EL 2138-12	Refer above G	N/A
G.4.3	Combination of transients	EL 2138-13	Refer above G	N/A
G.4.4	Transients from cable distribution systems	EL 2138-14	Refer above G	N/A
G.5	Measurement of transient voltages (V)	EL 2138-15	Refer above G	N/A
	a) Transients from a mains supply		Refer above G	N/A
	For an a.c. mains supply		Refer above G	N/A
	For a d.c. mains supply		Refer above G	N/A
	b) Transients from a telecommunication network		Refer above G	N/A
G.6	Determination of minimum clearances	EL 2138-16	Refer above G	N/A



TRF No. BIS_IT/PA_IS13252_V1.3



CLASSIC TESTING & RESEARCH CENTRE

B-17, Sector-65, Noida-201 307 (U.P.)

Ph.: 0120-4279394, Contact : 9717699751

Email: classiclab@gmail.com, ctrctestinglab@gmail.com

Website: www.classictestinglab.com



Cert. No. TC-6151

Report No. CTTC-SC21EPF12057

IS 13252 (Part 1): 2010 + A1: 2013 + A2 : 2015 /

Page 71 of 131

Dated: 10/08/2021

IEC 60950-1: 2005 + A1:2009 + A2 : 2013

ULR No.: TC615121200000408F

*- Total number of Requirements to be observed / inspected = 00

Total No of applicable Requirement = 00

No of Requirements for which the sample passed= N/A

Total number of tests to be conducted = 17

Total No of applicable Tests = 00

No. of tests for which the sample passed= N/A


Certificate: It is certified that the above tests were performed and found to be ~~passing~~/Failing in the requirement tested.

(These tests/requirements are not applicable)

(Approving Authority)



TRF No. BIS_IT/PA_IS13252_V1.3



CLASSIC TESTING & RESEARCH CENTRE

B-17, Sector-65, Noida-201 307 (U.P.)

Ph.: 0120-4279394, Contact : 9717699751

Email: classiclab@gmail.com, ctrctestinglab@gmail.com

Website: www.classictestinglab.com



Cert. No. TC-6151

Report No. CTRC-SC21EPF12057

IS 13252 (Part 1): 2010 + A1: 2013 + A2 : 2015 /

Page 72 of 131

Dated: 10/08/2021

IEC 60950-1: 2005 + A1:2009 + A2 : 2013

ULR No.: TC615121200000408F

Tests relating to Radiation Safety

EL 2139 – V1.4

Cl. No.	Test / Requirement name	Test Code	Test result/ observation	Verdict
H	ANNEX H, IONIZING RADIATION (see 4.3.13)	EL 2139-00	Equipment does not produce ionizing radiation	N/A

*- Total number of Requirements to be observed / inspected = 00

Total No of applicable Requirement = 00

No of Requirements for which the sample passed= N/A

Total number of tests to be conducted = 01

Total No of applicable Tests = 00


No. of tests for which the sample passed= N/A

Certificate: It is certified that the above tests were performed and found to be ~~passing~~/Failing in the requirement tested.
(These tests/requirements are not applicable)

(Approving Authority)



TRF No. BIS_IT/PA_IS13252_V1.3



CLASSIC TESTING & RESEARCH CENTRE

B-17, Sector-65, Noida-201 307 (U.P.)

Ph.: 0120-4279394, Contact : 9717699751

Email: classiclab@gmail.com, ctrctestinglab@gmail.com

Website: www.classictestinglab.com



Cert. No. TC-6151

Report No. CTRC-SC21EPF12057	IS 13252 (Part 1): 2010 + A1: 2013 + A2 : 2015 /	Page 73 of 131
Dated: 10/08/2021	IEC 60950-1: 2005 + A1:2009 + A2 : 2013	ULR No.: TC615121200000408F

Tests relating to Electrical Safety

EL 2140 – V1.4

Cl. No.	Test / Requirement name	Test Code	Test result/ observation	Verdict
J	ANNEX J, TABLE OF ELECTROCHEMICAL POTENTIALS (see 2.6.5.6)*	EL 2140-00	No such construction used	N/A
	Metal(s) used :		See above	N/A

*- Total number of Requirements to be observed / inspected = 01

Total No of applicable Requirement = 00


No of Requirements for which the sample passed= N/A

Total number of tests to be conducted = 01

Total No of applicable Tests = 00


No. of tests for which the sample passed= N/A

Certificate: It is certified that the above tests were performed and found to be passing/Failing in the requirement tested.
(These tests/requirements are not applicable)



(Approving Authority)

TRF No. BIS_IT/PA_IS13252_V1.3



CLASSIC TESTING & RESEARCH CENTRE

B-17, Sector-65, Noida-201 307 (U.P.)

Ph.: 0120-4279394, Contact : 9717699751

Email: classiclab@gmail.com, ctrctestinglab@gmail.com

Website: www.classictestinglab.com



Cert. No. TC-6151

Report No. CTRC-SC21EPF12057

IS 13252 (Part 1): 2010 + A1: 2013 + A2 : 2015 /

Page 74 of 131

Dated: 10/08/2021

IEC 60950-1: 2005 + A1:2009 + A2 : 2013

ULR No.: TC615121200000408F

Tests relating to General Requirement

EL 2141 – V1.4

Cl. No.	Test / Requirement name	Test Code	Test result/ observation	Verdict
K	ANNEX K, THERMAL CONTROLS (see 1.5.3 and 5.3.8)*	EL 2141-00	See below	N/A
K.1	Making and breaking capacity	EL 2141-01	No thermal control inside the equipment	N/A
K.2	Thermostat reliability; operating voltage (V) :	EL 2141-02	Refer above K.1	N/A
K.3	Thermostat endurance test; operating voltage (V) :	EL 2141-03	Refer above K.1	N/A
K.4	Temperature limiter endurance; operating voltage (V) :	EL 2141-04	Refer above K.1	N/A
K.5	Thermal cut-out reliability	EL 2141-05	Refer above K.1	N/A
K.6	Stability of operation	EL 2141-06	Refer above K.1	N/A

*- Total number of Requirements to be observed / inspected = 01

Total No of applicable Requirement = 00

No of Requirements for which the sample passed= N/A

Total number of tests to be conducted = 06

Total No of applicable Tests = 00

No. of tests for which the sample passed= N/A


Certificate: It is certified that the above tests were performed and found to be ~~passing~~/Failing in the requirement tested.

(These tests/requirements are not applicable)



(Approving Authority)

TRF No. BIS_IT/PA_IS13252_V1.3



CLASSIC TESTING & RESEARCH CENTRE

B-17, Sector-65, Noida-201 307 (U.P.)

Ph.: 0120-4279394, Contact : 9717699751

Email: classiclab@gmail.com, ctrctestinglab@gmail.com

Website: www.classictestinglab.com



Cert. No. TC-6151

Report No. CTRC-SC21EPF12057

IS 13252 (Part 1): 2010 + A1: 2013 + A2 : 2015 /

Page 75 of 131

Dated: 10/08/2021

IEC 60950-1: 2005 + A1:2009 + A2 : 2013

ULR No.: TC615121200000408F

Tests relating to General Requirement

EL 2142 – V1.4

Cl. No.	Test / Requirement name	Test Code	Test result/ observation	Verdict
L	ANNEX L, NORMAL LOAD CONDITIONS FOR SOME TYPES OF ELECTRICAL BUSINESS EQUIPMENT (see 1.2.2.1 and 4.5.2)*	EL 2142-00	Satisfactory	P
L.1	Typewriters*	EL 2142-01	No typewriters used	N/A
L.2	Adding machines and cash registers*	EL 2142-02	No adding machines and cash registers used	N/A
L.3	Erasers*	EL 2142-03	No erasers used	N/A
L.4	Pencil sharpeners*	EL 2142-04	No pencil sharpeners used	N/A
L.5	Duplicators and copy machines*	EL 2142-05	No duplicators and copy machines used	N/A
L.6	Motor-operated files*	EL 2142-06	No motor operated files used	N/A
L.7	Other business equipment*	EL 2142-07	Equipment operated at normal operating instructions	P

*- Total number of Requirements to be observed / inspected = 08

Total No of applicable Requirement = 02

No of Requirements for which the sample passed= 02

Total number of tests to be conducted = 00

Total No of applicable Tests = 00


No. of tests for which the sample passed= N/A



Certificate: It is certified that the above tests were performed and found to be passing in the requirement tested.

(Approving Authority)

TRF No. BIS_IT/PA_IS13252_V1.3



Report No. CTRC-SC21EPF12057

IS 13252 (Part 1): 2010 + A1: 2013 + A2 : 2015 /

Page 76 of 131

Dated: 10/08/2021

IEC 60950-1: 2005 + A1:2009 + A2 : 2013

ULR No.: TC615121200000408F

Tests relating to Electrical Safety

EL 2143 – V1.4

Cl. No.	Test / Requirement name	Test Code	Test result/ observation	Verdict
M	ANNEX M, CRITERIA FOR TELEPHONE RINGING SIGNALS (see 2.3.1)	EL 2143-00	See below	N/A
M.1	Introduction*	EL 2143-01	No telephone ringing signals	N/A
M.2	Method A	EL 2143-02	Refer above M.1	N/A
M.3	Method B	EL 2143-03	Refer above M.1	N/A
M.3.1	Ringling signal	EL 2143-04	Refer above M.1	N/A
M.3.1.1	Frequency (Hz)	EL 2143-05	Refer above M.1	N/A
M.3.1.2	Voltage (V)	EL 2143-06	Refer above M.1	N/A
M.3.1.3	Cadence; time (s), voltage (V)	EL 2143-07	Refer above M.1	N/A
M.3.1.4	Single fault current (mA)	EL 2143-08	Refer above M.1	N/A
M.3.2	Tripping device and monitoring voltage	EL 2143-09	Refer above M.1	N/A
M.3.2.1	Conditions for use of a tripping device or a monitoring voltage	EL 2143-10	Refer above M.1	N/A
M.3.2.2	Tripping device	EL 2143-11	Refer above M.1	N/A
M.3.2.3	Monitoring voltage (V)	EL 2143-12	Refer above M.1	N/A

*- Total number of Requirements to be observed / inspected = 01

Total No of applicable Requirement = 00

No of Requirements for which the sample passed= N/A

Total number of tests to be conducted =12


Total No of applicable Tests = 00

No. of tests for which the sample passed= N/A

Certificate: It is certified that the above tests were performed and found to be ~~passing~~/Failing in the requirement tested.
(These tests/requirements are not applicable)

(Approving Authority)

TRF No. BIS_IT/PA_IS13252_V1.3



CLASSIC TESTING & RESEARCH CENTRE

B-17, Sector-65, Noida-201 307 (U.P.)

Ph.: 0120-4279394, Contact : 9717699751

Email: classiclab@gmail.com, ctrctestinglab@gmail.com

Website: www.classictestinglab.com



Cert. No. TC-6151

Report No. CTRC-SC21EPF12057	IS 13252 (Part 1): 2010 + A1: 2013 + A2 : 2015 /	Page 77 of 131
Dated: 10/08/2021	IEC 60950-1: 2005 + A1:2009 + A2 : 2013	ULR No.: TC615121200000408F

Tests relating to Electrical safety

EL 2144 – V1.4

Cl. No.	Test / Requirement name	Test Code	Test result/ observation	Verdict
N	ANNEX N, IMPULSE TEST GENERATORS (see 1.5.7.2, 1.5.7.3, 2.10.3.9, 6.2.2.1, 7.3.2, 7.4.3 and Clause G.5)	EL 2144-00	No such equipment	N/A
N.1	ITU-T impulse test generators	EL 2144-01	Refer above N	N/A
N.2	IEC 60065 impulse test generator	EL 2144-02	Refer above N	N/A

*- Total number of Requirements to be observed / Inspected = 00

Total No of applicable Requirement = 00

No of Requirements for which the sample passed= N/A

Total number of tests to be conducted = 03

Total No of applicable Tests = 00

No. of tests for which the sample passed= N/A


Certificate: It is certified that the above tests were performed and found to be passing/failing in the requirement tested.

(These tests/requirements are not applicable)

Authorised
Signatory

(Approving Authority)

TRF No. BIS_IT/PA_IS13252_V1.3



CLASSIC TESTING & RESEARCH CENTRE

B-17, Sector-65, Noida-201 307 (U.P.)

Ph.: 0120-4279394, Contact : 9717699751

Email: classiclab@gmail.com, ctrctestinglab@gmail.com

Website: www.classictestinglab.com



Cert. No. TC-6151

Report No. CTRC-SC21EPF12057

IS 13252 (Part 1): 2010 + A1: 2013 + A2 : 2015 /

Page 78 of 131

Dated: 10/08/2021

IEC 60950-1: 2005 + A1:2009 + A2 : 2013

ULR No.: TC615121200000408F

Tests relating to General Requirements

EL 2145- V1.4

Cl. No.	Test / Requirement name	Test Code	Test result/ observation	Verdict
P	ANNEX P, NORMATIVE REFERENCES	EL 2145-00	In-Compliance	P

*- Total number of Requirements to be observed / inspected = 00

Total No of applicable Requirement = 00

No of Requirements for which the sample passed= N/A

Total number of tests to be conducted = 01


Total No of applicable Tests = 01

No. of tests for which the sample passed= 01

Certificate: It is certified that the above tests were performed and found to be passing in the requirement tested.

Authorised
Signatory
(Approving Authority)

TRF No. BIS_IT/PA_IS13252_V1.3



CLASSIC TESTING & RESEARCH CENTRE

B-17, Sector-65, Noida-201 307 (U.P.)

Ph.: 0120-4279394, Contact : 9717699751

Email: classiclab@gmail.com, ctrctestinglab@gmail.com

Website: www.classictestinglab.com



Cert. No. TC-6151

Report No. CTRC-SC21EPF12057

IS 13252 (Part 1): 2010 + A1: 2013 + A2 : 2015 /

Page 79 of 131

Dated: 10/08/2021

IEC 60950-1: 2005 + A1:2009 + A2 : 2013

ULR No.: TC615121200000408F


Tests relating to General Requirements

EL 2146 – V1.4

Cl. No.	Test / Requirement name	Test Code	Test result/ observation	Verdict
Q	ANNEX Q, Voltage dependent resistors (VDRs) (see 1.5.9.1)	EL 2146-00	Certified VDR Used (see table 1.5.1)	N/A
	A VDR shall comply with IEC 61051-2, whether a fire enclosure is provided or not, taking into account all of the following:		See above Q	N/A
	a) Preferred climatic categories Lower category temperature: -10°C Upper category temperature: +85°C Duration of damp Test, steady state test: 21 days		See above Q	N/A
	b) Maximum continuous voltage: At least 1,25 times the rated voltage of the equipment or At least 1,25 times the upper voltage of the rated voltage range		See above Q	N/A
	c) Combined pulse :	EL 2146-01	See above Q	N/A
	d) Body of the VDR shall comply with Needle flame test according to IEC 60695-11-5 with the following test severities: duration of application of the test flame: 10 s after flame time: 5s [This test is not required if VDR complies with V-1 CLASS MATERIAL]	EL 2146-02	See above Q	N/A



TRF No. BIS_IT/PA_IS13252_V1.3



CLASSIC TESTING & RESEARCH CENTRE

B-17, Sector-65, Noida-201 307 (U.P.)

Ph.: 0120-4279394, Contact : 9717699751

Email: classiclab@gmail.com, ctrctestinglab@gmail.com

Website: www.classictestinglab.com



Cert. No. TC-6151

Report No. CTRC-SC21EPF12057

IS 13252 (Part 1): 2010 + A1: 2013 + A2 : 2015 /

Page 80 of 131

Dated: 10/08/2021

IEC 60950-1: 2005 + A1:2009 + A2 : 2013

ULR No.: TC615121200000408F

*- Total number of Requirements to be observed / inspected = 00

Total No of applicable Requirement = 00

No of Requirements for which the sample passed= N/A

Total number of tests to be conducted = 03


Total No of applicable Tests = 00

No. of tests for which the sample passed= N/A

Certificate: It is certified that the above tests were performed and found to be ~~passing~~/Failing in the requirement tested.
(These tests/requirements are not applicable)



TRF No. BIS_IT/PA_IS13252_V1.3



CLASSIC TESTING & RESEARCH CENTRE

B-17, Sector-65, Noida-201 307 (U.P.)

Ph.: 0120-4279394, Contact : 9717699751

Email: classiclab@gmail.com, ctrctestinglab@gmail.com

Website: www.classictestinglab.com



Cert. No. TC-6151

Report No. CTRC-SC21EPF12057	IS 13252 (Part 1): 2010 + A1: 2013 + A2 : 2015 /	Page 81 of 131
Dated: 10/08/2021	IEC 60950-1: 2005 + A1:2009 + A2 : 2013	ULR No.: TC615121200000408F

Tests relating to General Requirement

EL 2147- V1.4

Cl. No.	Test / Requirement name	Test Code	Test result/ observation	Verdict
R	ANNEX R, EXAMPLES OF REQUIREMENTS FOR QUALITY CONTROL PROGRAMMES*	EL 2147-00	See below	N/A
R.1	Minimum separation distances for unpopulated coated printed boards (see 2.10.6.2)*	EL 2147-01	No coated printed wiring boards	N/A
R.2	Reduced clearances (see 2.10.3)*	EL 2147-02	As above	N/A

*- Total number of Requirements to be observed / inspected = 03

Total No of applicable Requirement = 00

No of Requirements for which the sample passed= N/A

Total number of tests to be conducted = 00

Total No of applicable Tests = 00

No. of tests for which the sample passed= N/A


Certificate: It is certified that the above tests were performed and found to be passing/Failing in the requirement tested.

(These tests/requirements are not applicable)

Signature

(Approving Authority)

TRF No. BIS_IT/PA_IS13252_V1.3



CLASSIC TESTING & RESEARCH CENTRE

B-17, Sector-65, Noida-201 307 (U.P.)

Ph.: 0120-4279394, Contact : 9717699751

Email: classiclab@gmail.com, ctrctestinglab@gmail.com

Website: www.classictestinglab.com



Cert. No. TC-6151

Report No. CTRC-SC21EPF12057	IS 13252 (Part 1): 2010 + A1: 2013 + A2 : 2015 /	Page 82 of 131
Dated: 10/08/2021	IEC 60950-1: 2005 + A1:2009 + A2 : 2013	ULR No.: TC615121200000408F

Tests relating to General Requirement

EL 2148 – V1.4

Cl. No.	Test / Requirement name	Test Code	Test result/ observation	Verdict
S	ANNEX S, PROCEDURE FOR IMPULSE TESTING (see 6.2.2.3)*	EL 2148-00	No such equipment	N/A
S.1	Test equipment*	EL 2148-01	Refer above S	N/A
S.2	Test procedure*	EL 2148-02	Refer above S	N/A
S.3	Examples of waveforms during impulse testing*	EL 2148-03	Refer above S	N/A

*- Total number of Requirements to be observed / inspected = 04

Total No of applicable Requirement = 00

No of Requirements for which the sample passed= N/A

Total number of tests to be conducted = 00

Total No of applicable Tests = 00

No. of tests for which the sample passed= N/A


Certificate: It is certified that the above tests were performed and found to be ~~passing~~/Failing in the requirement tested.

(These tests/requirements are not applicable)

(Approving Authority)



TRF No. BIS_IT/PA_IS13252_V1.3



CLASSIC TESTING & RESEARCH CENTRE

B-17, Sector-65, Noida-201 307 (U.P.)

Ph.: 0120-4279394, Contact : 9717699751

Email: classiclab@gmail.com, ctrctestinglab@gmail.com

Website: www.classictestinglab.com



Cert. No. TC-6151

Report No. CTRC-SC21EPF12057

IS 13252 (Part 1): 2010 + A1: 2013 + A2 : 2015 /

Page 83 of 131

Dated: 10/08/2021

IEC 60950-1: 2005 + A1:2009 + A2 : 2013

ULR No.: TC615121200000408F

Tests relating to Protection against Ingress of water

EL 2149 – V1.4

Cl. No.	Test / Requirement name	Test Code	Test result/ observation	Verdict
T	ANNEX T, GUIDANCE ON PROTECTION AGAINST INGRESS OF WATER (see 1.1.2)*	EL 2149-00	Protection class is IPX0	N/A

*- Total number of Requirements to be observed / inspected = 01

Total No of applicable Requirement = N/A

No of Requirements for which the sample passed= 00

Total number of tests to be conducted = 00

Total No of applicable Tests = 00


No. of tests for which the sample passed= N/A

Certificate: It is certified that the above tests were performed and found to be ~~passing~~/Failing in the requirement tested.

(These tests/requirements are not applicable)

(Approving Authority)

TRF No. BIS_IT/PA_IS13252_V1.3



CLASSIC TESTING & RESEARCH CENTRE

B-17, Sector-65, Noida-201 307 (U.P.)

Ph.: 0120-4279394, Contact : 9717699751

Email: classiclab@gmail.com, ctrctestinglab@gmail.com

Website: www.classictestinglab.com



Cert. No. TC-6151

Report No. CTRC-SC21EPF12057

IS 13252 (Part 1): 2010 + A1: 2013 + A2 : 2015 /

Page 84 of 131

Dated: 10/08/2021

IEC 60950-1: 2005 + A1:2009 + A2 : 2013

ULR No.: TC615121200000408F


Tests relating to Wiring

EL 2150 – V1.4

Cl. No.	Test / Requirement name	Test Code	Test result/ observation	Verdict
U	ANNEX U, INSULATED WINDING WIRES FOR USE WITHOUT INTERLEAVED INSULATION (see 2.10.5.4)	EL2150-00	Certified triple insulated wire used (see table 1.5.1)	N/A
U.1	GENERAL	EL2150-01	Refer above U	N/A
U.2	TYPE TESTS	EL2150-02	Refer above U	N/A
U.2.1	GENERAL	EL2150-03	Refer above U	N/A
U.2.2	ELECTRIC STRENGTH	EL2150-04	Refer above U	N/A
U.2.2.1	SOLID ROUND WINDING WIRE AND STRANDED WINDING WIRES	EL2150-05	Refer above U	N/A
U.2.2.1.1	WIRES WITH NOMINAL CONDUCTOR DIAMETER UPTO AND INCLUDING 0.100MM	EL2150-06	Refer above U	N/A
U.2.2.1.2	WIRES WITH NOMINAL CONDUCTOR DIAMETER OVER 0.100MM AND INCLUDING 2.500MM	EL2150-07	Refer above U	N/A
U.2.2.1.3	WIRES WITH NOMINAL CONDUCTOR DIAMETER OVER 2.500MM	EL2150-08	Refer above U	N/A
U.2.2.2	SQUARE OR RECTANGULAR WIRES	EL2150-09	Refer above U	N/A
U.2.3	FLEXIBILITY AND ADHERENCE	EL2150-10	Refer above U	N/A
U.2.4	HEAT SHOCK	EL2150-11	Refer above U	N/A
U.2.5	RETENTION OF ELECTRIC STRENGTH AFTER BENDING	EL2150-12	Refer above U	N/A
U.3	TESTING DURING MANUFACTURING	EL2150-13	Refer above U	N/A
U.3.1	GENERAL	EL2150-14	Refer above U	N/A
U.3.2	ROUTINE TESTS	EL2150-15	Refer above U	N/A
U.3.3	SAMPLING TEST	EL2150-16	Refer above U	N/A



TRF No. BIS_IT/PA_IS13252_V1.3



CLASSIC TESTING & RESEARCH CENTRE

B-17, Sector-65, Noida-201 307 (U.P.)

Ph.: 0120-4279394, Contact : 9717699751

Email: classiclab@gmail.com, ctrctestinglab@gmail.com

Website: www.classictestinglab.com



Cert. No. TC-6151

Report No. CTRC-SC21EPF12057

IS 13252 (Part 1): 2010 + A1: 2013 + A2 : 2015 /

Page 85 of 131

Dated: 10/08/2021

IEC 60950-1: 2005 + A1:2009 + A2 : 2013

ULR No.: TC615121200000408F

*- Total number of Requirements to be observed / Inspected = 00

Total No of applicable Requirement = 00

No of Requirements for which the sample passed= N/A

Total number of tests to be conducted = 17

Total No of applicable Tests = 00

No. of tests for which the sample passed= N/A


Certificate: It is certified that the above tests were performed and found to be ~~passing~~/Failing in the requirement tested.

(These tests/requirements are not applicable)

(Approving Authority)



TRF No. BIS_IT/PA_IS13252_V1.3



CLASSIC TESTING & RESEARCH CENTRE

B-17, Sector-65, Noida-201 307 (U.P.)

Ph.: 0120-4279394, Contact : 9717699751

Email: classiclab@gmail.com, ctrctestinglab@gmail.com

Website: www.classictestinglab.com



Cert. No. TC-6151

Report No. CTRC-SC21EPF12057

IS 13252 (Part 1): 2010 + A1: 2013 + A2 : 2015 /

Page 86 of 131

Dated: 10/08/2021

IEC 60950-1: 2005 + A1:2009 + A2 : 2013

ULR No.: TC615121200000408F

Tests relating to Electrical Safety

EL 2151 – V1.4

Cl. No.	Test / Requirement name	Test Code	Test result/ observation	Verdict
V	ANNEX V, AC POWER DISTRIBUTION SYSTEMS (see 1.6.1) *	EL 2151-00	See below	P
V.1	Introduction*	EL 2151-01	Satisfactory	P
V.2	TN power distribution systems	EL 2151-02	Single-phase TN power system considered and used for testing.	P
V.3	TT Power Distribution systems	EL 2151-03	No TT Power Distribution systems	N/A
V.4	IT Power Distribution systems	EL 2151-04	No IT Power Distribution systems	N/A

*- Total number of Requirements to be observed / inspected = 02

Total No of applicable Requirement = 02

No of Requirements for which the sample passed= 02

Total number of tests to be conducted = 03


Total No of applicable Tests = 01

No. of tests for which the sample passed= 01

Certificate: It is certified that the above tests were performed and found to be passing in the requirement tested.

(Approving Authority)

TRF No. BIS_IT/PA_IS13252_V1.3



CLASSIC TESTING & RESEARCH CENTRE

B-17, Sector-65, Noida-201 307 (U.P.)

Ph.: 0120-4279394, Contact : 9717699751

Email: classiclab@gmail.com, ctrctestinglab@gmail.com

Website: www.classictestinglab.com



Cert. No. TC-6151

Report No. CTRC-SC21EPF12057

IS 13252 (Part 1): 2010 + A1: 2013 + A2 : 2015 /

Page 87 of 131

Dated: 10/08/2021

IEC 60950-1: 2005 + A1:2009 + A2 : 2013

ULR No.: TC615121200000408F

Tests relating to Electrical Safety

EL 2152 – V1.4

Cl. No.	Test / Requirement name	Test Code	Test result/ observation	Verdict
W	ANNEX W, SUMMATION OF TOUCH CURRENTS *	EL 2152-00	No connection to the telecommunication network or cable distribution	N/A
W.1	Touch current from electronic circuits*	EL 2152-01	Refer above W	N/A
W.1.1	Floating circuits*	EL 2152-02	Refer above W	N/A
W.1.2	Earthed circuits*	EL 2152-03	Refer above W	N/A
W.2	Interconnection of several equipments*	EL 2152-04	Refer above W	N/A
W.2.1	Isolation*	EL 2152-05	Refer above W	N/A
W.2.2	Common return, isolated from earth*	EL 2152-06	Refer above W	N/A
W.2.3	Common return, connected to protective earth*	EL 2152-07	Refer above W	N/A

*- Total number of Requirements to be observed / inspected = 08

Total No of applicable Requirement = 00

No of Requirements for which the sample passed= N/A

Total number of tests to be conducted = 00


Total No of applicable Tests = 00

No. of tests for which the sample passed= N/A

Certificate: It is certified that the above tests were performed and found to be ~~passing~~/Failing in the requirement tested.
(These tests/requirements are not applicable)

(Approving Authority)

TRF No. BIS_IT/PA_IS13252_V1.3



Report No. CTRC-SC21EPF12057	IS 13252 (Part 1): 2010 + A1: 2013 + A2 : 2015 /	Page 88 of 131
Dated: 10/08/2021	IEC 60950-1: 2005 + A1:2009 + A2 : 2013	ULR No.: TC615121200000408F

Tests relating to Electrical Safety

EL 2153- V1.4

Cl. No.	Test / Requirement name	Test Code	Test result/ observation	Verdict
X	ANNEX X, MAXIMUM HEATING EFFECT IN TRANSFORMER TESTS (see clause C.1)*	EL 2153-00	Refer Clause C.1	P
X.1	Determination of maximum input current*	EL 2153-01	Refer table 1.6.2	P
X.2	Overload test procedure*	EL 2153-02	Complies	P

*- Total number of Requirements to be observed / inspected = 03

Total No of applicable Requirement = 03

No of Requirements for which the sample passed= 03

Total number of tests to be conducted = 00


Total No of applicable Tests = 00

No. of tests for which the sample passed= N/A

Certificate: It is certified that the above tests were performed and found to be passing in the requirement tested.



TRF No. BIS_IT/PA_IS13252_V1.3



CLASSIC TESTING & RESEARCH CENTRE

B-17, Sector-65, Noida-201 307 (U.P.)

Ph.: 0120-4279394, Contact : 9717699751

Email: classiclab@gmail.com, ctrctestinglab@gmail.com

Website: www.classictestinglab.com



Cert. No. TC-6151

Report No. CTRC-SC21EPF12057

IS 13252 (Part 1): 2010 + A1: 2013 + A2 : 2015 /

Page 89 of 131

Dated: 10/08/2021

IEC 60950-1: 2005 + A1:2009 + A2 : 2013

ULR No.: TC615121200000408F

Tests relating to Radiation Safety

EL 2154- V1.4

Cl. No.	Test / Requirement name	Test Code	Test result/ observation	Verdict
Y	ANNEX Y, ULTRAVIOLET LIGHT CONDITIONING TEST (see 4.3.13.3)	EL 2154-00	No ultraviolet light	N/A
Y.1	Test apparatus	EL 2154-01	Refer above Y	N/A
Y.2	Mounting of test samples	EL 2154-02	Refer above Y	N/A
Y.3	Carbon-arc light-exposure apparatus	EL 2154-03	Refer above Y	N/A
Y.4	Xenon-arc light exposure apparatus	EL 2154-04	Refer above Y	N/A

*- Total number of Requirements to be observed / inspected = 05

Total No of applicable Requirement = 00

No of Requirements for which the sample passed= N/A

Total number of tests to be conducted = 00

Total No of applicable Tests = 00


No. of tests for which the sample passed= N/A

Certificate: It is certified that the above tests were performed and found to be ~~passing~~/Failing in the requirement tested.

(These tests/requirements are not applicable)

(Approving Authority)

TRF No. BIS_IT/PA_IS13252_V1.3



CLASSIC TESTING & RESEARCH CENTRE

B-17, Sector-65, Noida-201 307 (U.P.)

Ph.: 0120-4279394, Contact : 9717699751

Email: classiclab@gmail.com, ctrctestinglab@gmail.com

Website: www.classictestinglab.com



Cert. No. TC-6151

Report No. CTRC-SC21EPF12057

IS 13252 (Part 1): 2010 + A1: 2013 + A2 : 2015 /

Page 90 of 131

Dated: 10/08/2021

IEC 60950-1: 2005 + A1:2009 + A2 : 2013

ULR No.: TC615121200000408F

Tests relating to Electrical Safety

EL 2155- V1.4

Cl. No.	Test / Requirement name	Test Code	Test result/ observation	Verdict
Z	ANNEX Z, OVERVOLTAGE CATEGORIES (see 2.10.3.2 and Clause G.2)*	EL 2155-00	Complies with Cl. 2.10.3.2	P

*- Total number of Requirements to be observed / inspected = 01

Total No of applicable Requirement = 01

No of Requirements for which the sample passed= 01

Total number of tests to be conducted = 00

Total No of applicable Tests = 00


No. of tests for which the sample passed= N/A

Certificate: It is certified that the above tests were performed and found to be passing in the requirement tested.



(Approving Authority)

TRF No. BIS_IT/PA_IS13252_V1.3



CLASSIC TESTING & RESEARCH CENTRE

B-17, Sector-65, Noida-201 307 (U.P.)
Ph.: 0120-4279394, Contact : 9717699751
Email: classiclab@gmail.com, ctrctestinglab@gmail.com
Website: www.classictestinglab.com



Cert. No. TC-6151

Report No. CTRC-SC21EPF12057	IS 13252 (Part 1): 2010 + A1: 2013 + A2 : 2015 /	Page 91 of 131
Dated: 10/08/2021	IEC 60950-1: 2005 + A1:2009 + A2 : 2013	ULR No.: TC615121200000408F

Tests relating to Mechanical Properties

EL 2156 – V1.4

Cl. No.	Test / Requirement name	Test Code	Test result/ observation	Verdict
AA	ANNEX AA, MANDREL TEST (see 2.10.5.8)	EL 2156-00	No such construction	N/A

*- Total number of Requirements to be observed / inspected = 00

Total No of applicable Requirement = 00

No of Requirements for which the sample passed= N/A

Total number of tests to be conducted = 01

Total No of applicable Tests = 00

No. of tests for which the sample passed= N/A


Certificate: It is certified that the above tests were performed and found to be ~~passing~~/Failing in the requirement tested.

(These tests/requirements are not applicable)



(Approving Authority)

TRF No. BIS_IT/PA_IS13252_V1.3



CLASSIC TESTING & RESEARCH CENTRE

B-17, Sector-65, Noida-201 307 (U.P.)

Ph.: 0120-4279394, Contact : 9717699751

Email: classiclab@gmail.com, ctrctestinglab@gmail.com

Website: www.classictestinglab.com



Cert. No. TC-6151

Report No. CTRC-SC21EPF12057

IS 13252 (Part 1): 2010 + A1: 2013 + A2 : 2015 /

Page 92 of 131

Dated: 10/08/2021

IEC 60950-1: 2005 + A1:2009 + A2 : 2013

ULR No.: TC61512120000408F

Tests relating to Electrical Safety

EL 2158 – V1.4

Cl. No.	Test / Requirement name	Test Code	Test result/ observation	Verdict
CC	Evaluation of integrated circuit (IC) current limiters*	EL 2158-00	Integrated circuit current limiters is not used	N/A
CC.1	Integrated circuit (IC) current limiters*	EL 2158-01	Refer above CC	N/A
CC.2	Test program 1	EL 2158-02	Refer above CC	N/A
CC.3	Test program 2	EL 2158-03	Refer above CC	N/A
CC.4	Test program 3	EL 2158-04	Refer above CC	N/A
CC.5	Compliance	EL 2158-05	Refer above CC	N/A

*- Total number of Requirements to be observed / inspected = 02

Total No of applicable Requirement = 00

No of Requirements for which the sample passed= N/A

Total number of tests to be conducted = 04

Total No of applicable Tests = 00

No. of tests for which the sample passed= N/A


Certificate: It is certified that the above tests were performed and found to be ~~passing~~/Failing in the requirement tested.

(These tests/requirements are not applicable)



(Approving Authority)

TRF No. BIS_IT/PA_IS13252_V1.3



CLASSIC TESTING & RESEARCH CENTRE

B-17, Sector-65, Noida-201 307 (U.P.)

Ph.: 0120-4279394, Contact : 9717699751

Email: classiclab@gmail.com, ctrctestinglab@gmail.com

Website: www.classictestinglab.com



Cert. No. TC-6151

Report No. CTRC-SC21EPF12057

IS 13252 (Part 1): 2010 + A1: 2013 + A2 : 2015 /

Page 93 of 131

Dated: 10/08/2021

IEC 60950-1: 2005 + A1:2009 + A2 : 2013

ULR No.: TC615121200000408F

Tests relating to Mechanical Properties

EL 2159 – V1.4

Cl. No.	Test / Requirement name	Test Code	Test result/ observation	Verdict
DD	Requirements for the mounting means of rack-mounted equipment*	EL 2159-00	No rack-mounted equipment	N/A
DD.1	General		Refer above DD	N/A
DD.2	Mechanical strength test, variable N.....:	EL 2159-01	Refer above DD	N/A
DD.3	Mechanical strength test, 250N, including end stops.....:	EL 2159-02	Refer above DD	N/A
DD.4	Compliance*.....:	EL 2159-03	Refer above DD	N/A

*- Total number of Requirements to be observed / inspected = 02

Total No of applicable Requirement = 00

No of Requirements for which the sample passed= N/A

Total number of tests to be conducted = 02

Total No of applicable Tests = 00


No. of tests for which the sample passed= N/A

Certificate: It is certified that the above tests were performed and found to be ~~passing~~/Failing in the requirement tested.

(These tests/requirements are not applicable)



TRF No. BIS_IT/PA_IS13252_V1.3



CLASSIC TESTING & RESEARCH CENTRE

B-17, Sector-65, Noida-201 307 (U.P.)

Ph.: 0120-4279394, Contact : 9717699751

Email: classiclab@gmail.com, ctrctestinglab@gmail.com

Website: www.classictestinglab.com



Cert. No. TC-6151

Report No. CTRC-SC21EPF12057

IS 13252 (Part 1): 2010 + A1: 2013 + A2 : 2015 /

Page 94 of 131

Dated: 10/08/2021

IEC 60950-1: 2005 + A1:2009 + A2 : 2013

ULR No.: TC615121200000408F

Tests relating to Mechanical Properties

EL 2160 – V1.4

Cl. No.	Test / Requirement name	Test Code	Test result/ observation	Verdict
EE	ANNEX EE, Household and home/office document/media shredders	EL 2160-00	The equipment is not a household and home/office document/media shredders.	N/A
EE.1	General		Refer above EE	N/A
EE.2	Markings and instructions*	EL 2160-01	Refer above EE	N/A
	Use of markings or symbols*		Refer above EE	N/A
	Information of user instructions, maintenance and/or servicing instructions*		Refer above EE	N/A
EE.3	Inadvertent reactivation test	EL 2160-02	Refer above EE	N/A
EE.4	Disconnection of power to hazardous moving parts*	EL 2160-03	Refer above EE	N/A
	Use of markings or symbols*		Refer above EE	N/A
EE.5	Protection against hazardous moving parts		Refer above EE	N/A
	Test with test finger (Figure 2A)	EL 2160-04	Refer above EE	N/A
	Test with wedge probe (Figure EE1 and EE2)	EL 2160-05	Refer above EE	N/A

*- Total number of Requirements to be observed / inspected = 02

Total No of applicable Requirement = 00

No of Requirements for which the sample passed= N/A

Total number of tests to be conducted = 04

Total No of applicable Tests = 00


No. of tests for which the sample passed= N/A

Certificate: It is certified that the above tests were performed and found to be passing/failing in the requirement tested.

(These tests/requirements are not applicable)

(Approving Authority)

TRF No. BIS_IT/PA_IS13252_V1.3



CLASSIC TESTING & RESEARCH CENTRE

B-17, Sector-65, Noida-201 307 (U.P.)

Ph.: 0120-4279394, Contact : 9717699751

Email: classiclab@gmail.com, ctrctestinglab@gmail.com

Website: www.classictestinglab.com



Cert. No. TC-6151

Report No. CTRC-SC21EPF12057

IS 13252 (Part 1): 2010 + A1: 2013 + A2 : 2015 /

Page 95 of 131

Dated: 10/08/2021

IEC 60950-1: 2005 + A1:2009 + A2 : 2013

ULR No.: TC615121200000408F

1.5.1	TABLE: List of components				P
Object/part no.	Manufacturer/ trademark	Type/model	Technical data	Standard	Mark(s) of conformity
Enclosure	SABIC INNOVATIVE PLASTICS B V	SE1X	Min. V-1, Min. thickness: 2.0mm, 105°C	UL 94 (Flammability test equivalent to IEC 60695-11-10)	UL E45329
Alternate	SABIC INNOVATIVE PLASTICS B V	SE1	PPE+PS, Min. V-1, Min. thickness: 2.0mm, 105°C	UL 94 (Flammability test equivalent to IEC 60695-11-10)	UL E45329
Alternate	SABIC INNOVATIVE PLASTICS B V	C2950	PC/ABS, Min. V-0, Min. thickness: 2.0mm, 75°C	UL 94 (Flammability test equivalent to IEC 60695-11-10)	UL E45329
Alternate	SABIC INNOVATIVE PLASTICS B V	CX7211	PC/ABS, Min. V-0, Min. thickness: 2.0mm, 90°C	UL 94 (Flammability test equivalent to IEC 60695-11-10)	UL E45329
Alternate	SABIC INNOVATIVE PLASTICS B V	945	PC, Min. V-0, Min. thickness: 2.0mm, 120°C	UL 94 (Flammability test equivalent to IEC 60695-11-10)	UL E45329
Alternate	SABIC INNOVATIVE PLASTICS B V	HF500R	PC, V-0, Min. thickness: 2.0mm, 125°C	UL 94 (Flammability test equivalent to IEC 60695-11-10)	UL E45329

TRF No. BIS_IT/PA_IS13252_V1.3





CLASSIC TESTING & RESEARCH CENTRE

B-17, Sector-65, Noida-201 307 (U.P.)

Ph.: 0120-4279394, Contact : 9717699751

Email: classiclab@gmail.com, ctrctestinglab@gmail.com

Website: www.classictestinglab.com



Cert. No. TC-6151

Report No. CTRC-SC21EPF12057

IS 13252 (Part 1): 2010 + A1: 2013 + A2 : 2015 /

Page 96 of 131

Dated: 10/08/2021

IEC 60950-1: 2005 + A1:2009 + A2 : 2013

ULR No.: TC615121200000408F

Alternate	SABIC JAPAN L L C	SE1X, SE1	PPE+PS, Min. V-1, Min. thickness: 2.0mm, 105°C	UL 94 (Flammability test equivalent to IEC 60695-11-10)	UL E207780
Alternate	SABIC JAPAN L L C	C2950	PC/ABS, Min. V-0, Min. thickness: 2.0mm, 75°C	UL 94 (Flammability test equivalent to IEC 60695-11-10)	UL E207780
Alternate	SABIC JAPAN L L C	CX7211	PC/ABS, Min. V-0, Min. thickness: 2.0mm, 90°C	UL 94 (Flammability test equivalent to IEC 60695-11-10)	UL E207780
Alternate	SABIC JAPAN L L C	945	PC, Min. V-0, Min. thickness: 2.0mm, 120°C	UL 94 (Flammability test equivalent to IEC 60695-11-10)	UL E207780
Alternate	SABIC JAPAN L L C	HF500R	PC, V-0, Min. thickness: 2.0mm, 125°C	UL 94 (Flammability test equivalent to IEC 60695-11-10)	UL E207780

TRF No. BIS_IT/PA_IS13252_V1.3





CLASSIC TESTING & RESEARCH CENTRE

B-17, Sector-65, Noida-201 307 (U.P.)

Ph.: 0120-4279394, Contact : 9717699751

Email: classiclab@gmail.com, ctrctestinglab@gmail.com

Website: www.classictestinglab.com



Cert. No. TC-6151

Report No. CTCR-SC21EPF12057

IS 13252 (Part 1): 2010 + A1: 2013 + A2 : 2015 /

Page 97 of 131

Dated: 10/08/2021

IEC 60950-1: 2005 + A1:2009 + A2 : 2013

ULR No.: TC615121200000408F

Alternate	COVESTRO DEUTSCHLAND AG [PC RESINS]	6485+	PC, V-0, Min. thickness: 2.0mm, 115°C	UL 94 (Flammability test equivalent to IEC 60695-11-10)	UL E41613
Alternate	TEIJIN CHEMICALS LTD	LN-1250G	PC, Min. V-0, Min. thickness: 2.0mm, 115°C	UL 94 (Flammability test equivalent to IEC 60695-11-10)	UL E50075
PCB	WALEX ELECTRONIC (WUXI) CO LTD	T2	Min. 1.6 mm thickness, min. V-0, 130°C	UL 796, UL 94 (Flammability test equivalent to IEC 60695-11-10)	UL E154355
Alternate	WALEX ELECTRONIC (WUXI) CO LTD	T2A T2B T4	Min. 1.6 mm thickness, min. V-0, 130°C	UL 796, UL 94 (Flammability test equivalent to IEC 60695-11-10)	UL E154355
Alternate	YUANMAN PRINTED CIRCUIT CO LTD	1V0	Min. 1.6 mm thickness, min. V-0, 130°C	UL 796, UL 94 (Flammability test equivalent to IEC 60695-11-10)	UL E74757
Alternate	GUANGDE XINKE ELECTRONICS CO LTD	XK-2 XK-1	Min. 1.6 mm thickness, min. V-0, 130°C	UL 796, UL 94 (Flammability test equivalent to IEC 60695-11-10)	UL E231590

TRF No. BIS_IT/PA_IS13252_V1.3





CLASSIC TESTING & RESEARCH CENTRE

B-17, Sector-65, Noida-201 307 (U.P.)

Ph.: 0120-4279394, Contact : 9717699751

Email: classiclab@gmail.com, ctrctestinglab@gmail.com

Website: www.classictestinglab.com



Cert. No. TC-6151

Report No. CTCR-SC21EPF12057

IS 13252 (Part 1): 2010 + A1: 2013 + A2 : 2015 /

Page 98 of 131

Dated: 10/08/2021

IEC 60950-1: 2005 + A1:2009 + A2 : 2013

ULR No.: TC615121200000408F

Alternate	GUANGDONG HETONG TECHNOLOGY CO LTD	CEM1 2V0 FR4	Min. 1.6 mm thickness, min. V-0, 130°C	UL 796, UL 94 (Flammability test equivalent to IEC 60695-11-10)	UL E243157
Alternate	CHEERFUL PLASTIC ELECTRONIC PRODUCTS	02 03 03A	Min. 1.6 mm thickness, min. V-0, 130°C	UL 796, UL 94 (Flammability test equivalent to IEC 60695-11-10)	UL E199724
Alternate	JIANGSU DIFEIDA ELECTRONICS CO LTD	DFD-1	Min. 1.6 mm thickness, min. V-0, 130°C	UL 796, UL 94 (Flammability test equivalent to IEC 60695-11-10)	UL E213009
Alternate	DONGGUAN DAYSUN ELECTRONIC CO LTD	DS2	Min. 1.6 mm thickness, min. V-0, 130°C	UL 796, UL 94 (Flammability test equivalent to IEC 60695-11-10)	UL E251754
Alternate	SUZHOU CITY YILIHUA ELECTRONICS CO LTD	YLH-1	Min. 1.6 mm thickness, min. V-0, 130°C	UL 796, UL 94 (Flammability test equivalent to IEC 60695-11-10)	UL E251781
Alternate	DAFENG AREX ELECTRONICS TECHNOLOGY CO LTD	02V0 03V0 04V0	Min. 1.6 mm thickness, min. V-0, 130°C	UL 796, UL 94 (Flammability test equivalent to IEC 60695-11-10)	UL E186016
Alternate	BRITE PLUS ELECTRONICS (SUZHOU) CO LTD	DKV0-3A DGV0-3A	Min. 1.6 mm thickness, min. V-0, 130°C	UL 796, UL 94 (Flammability test equivalent to IEC 60695-11-10)	UL E177671

TRF No. BIS_IT/PA_IS13252_V1.3





CLASSIC TESTING & RESEARCH CENTRE

B-17, Sector-65, Noida-201 307 (U.P.)

Ph.: 0120-4279394, Contact : 9717699751

Email: classiclab@gmail.com, ctrctestinglab@gmail.com

Website: www.classictestinglab.com



Cert. No. TC-6151

Report No. CTRC-SC21EPF12057	IS 13252 (Part 1): 2010 + A1: 2013 + A2 : 2015 /	Page 99 of 131
Dated: 10/08/2021	IEC 60950-1: 2005 + A1:2009 + A2 : 2013	ULR No.: TC615121200000408F

Alternate	KUOTIANG ENT LTD	C-2 C-2A	Min. 1.6 mm thickness, min. V-0, 130°C	UL 796, UL 94 (Flammability test equivalent to IEC 60695-11-10)	UL E227299
Alternate	SHENZHEN TONGCHUANGXIN ELECTRONICS CO LTD	TCX	Min. 1.6 mm thickness, min. V-0, 130°C	UL 796, UL 94 (Flammability test equivalent to IEC 60695-11-10)	UL E250336
Alternate	PACIFIC WIN INDUSTRIAL LTD	PW-02 PW-03	Min. 1.6 mm thickness, min. V-0, 130°C	UL 796, UL 94 (Flammability test equivalent to IEC 60695-11-10)	UL E228070
Alternate	SHANGHAI H-FAST ELECTRONICS CO LTD	211001	Min. 1.6 mm thickness, min. V-0, 130°C	UL 796, UL 94 (Flammability test equivalent to IEC 60695-11-10)	UL E337862
Fuse (F1, F2) (F2 optional)	Conquer Electronics Co., Ltd.	MST	T4AL, 250VAC,	UL 248-1 UL 248-14 IEC 60127-1 IEC 60127-3	UL E82636 VDE 40017118
Alternate	Ever Island Electric Co., Ltd. And Walter Electric	2010	T4AL, 250VAC	UL 248-1 UL 248-14 (No Equivalent IEC standard)	UL E220181
Alternate	Suzhou Walter Electronic Co. Ltd.	2010	T4AL, 250VAC	IEC 60127-1 IEC 60127-3	VDE 40018781

TRF No. BIS_IT/PA_IS13252_V1.3





CLASSIC TESTING & RESEARCH CENTRE

B-17, Sector-65, Noida-201 307 (U.P.)

Ph.: 0120-4279394, Contact : 9717699751

Email: classiclab@gmail.com, ctrctestinglab@gmail.com

Website: www.classictestinglab.com



Cert. No. TC-6151

Report No. CTRC-SC21EPF12057

IS 13252 (Part 1): 2010 + A1: 2013 + A2 : 2015 /

Page 100 of 131

Dated: 10/08/2021


IEC 60950-1: 2005 + A1:2009 + A2 : 2013

ULR No.: TC615121200000408F

Alternate	ZhongshanLanbao Electrical Appliances Co., Ltd.	RTI-10 Serie(s)	T4AL, 250VAC	UL 248-1 UL 248-14 IEC 60127-1 IEC 60127-3	UL E213695 VDE 40017009
Alternate	Bel Fuse Ltd.	RST	T4AL, 250VAC	UL 248-1 UL 248-14 IEC 60127-1 IEC 60127-3	UL E20624 VDE 40011144
Alternate	Cooper Bussmann LLC	SS-5	T4AL, 250VAC	UL 248-1 UL 248-14 IEC 60127-1 IEC 60127-3	UL E19180 VDE 40015513
Alternate	DONGGUAN BETTER ELECTRONICS TECHNOLOGY CO LTD	932	T4AL, 250VAC	UL 248-1 UL 248-14 IEC 60127-1 IEC 60127-3	UL E300003 VDE 40033369
Alternate	Shenzhen Lanson Electronics Co. Ltd.	SMT (UL) SMT T4A250V(VDE)	T4AL, 250VAC	UL 248-1 UL 248-14 IEC 60127-1 IEC 60127-3	UL E221465 VDE 40012592
Alternate	Conquer Electronics Co., Ltd.	MET	T4AL, 250VAC	UL 248-1 UL 248-14 IEC 60127-1 IEC 60127-3	UL E82636 VDE 40017157
X capacitor (CX1)	Cheng Tung Industrial Co., Ltd.	CTX	Max 0.47μF, Min.300V,105°C X1 or X2	UL 60384-14 IEC/EN 60384-14	UL E193049 ENEC-02671
Alternate	Tenta Electric Industrial Co. Ltd.	MEX	Max 0.47μF, Min.250V,100°C X1 or X2	UL 60384-14 IEC/EN 60384-14	UL E222911 VDE 119119

TRF No. BIS_IT/PA_IS13252_V1.3





Report No. CTRC-SC21EPF12057

IS 13252 (Part 1): 2010 + A1: 2013 + A2 : 2015 /

Page 101 of 131

Dated: 10/08/2021

IEC 60950-1: 2005 + A1:2009 + A2 : 2013

ULR No.: TC615121200000408F

Alternate	JOEY ELECTRONICS (DONG GUAN) CO LTD	MPX	Max 0.47µF, Min.300V,110°C X1 or X2	UL 60384-14 IEC/EN 60384-14	UL E216807 VDE 40032481
Alternate	Ultra Tech Xiphi Enterprise Co. Ltd.	HQX	Max 0.47µF, Min.250V,110°C X1 or X2	UL 60384-14 IEC/EN 60384-14	UL E183780 VDE 40015608
Alternate	Yuo Yu Electronics Co. Ltd.	MPX Series	Max 0.47µF, Min.250V,100°C X2	UL 60384-14 (No Equivalent IEC standard)	UL E200119
Alternate	Sinhua Electronics (Huzhou) Co., Ltd.	MPX	Max 0.47µF, Min.300V,110°C X1 or X2	UL 60384-14 IEC/EN 60384-14	UL E237560 VDE 40014686
Alternate	Jiangsu Xinghua Huayu Electronics Co., Ltd.	MPX (UL) MPX – Series (VDE)	Max 0.47µF, Min.250V,100°C X2	UL 60384-14 IEC/EN 60384-14	UL E311166 VDE 40022417
Alternate	Dain Electronics Co., Ltd.	MEX , MPX, NPX	Max 0.47µF, Min.250V,110°C X1 or X2	UL 60384-14 IEC/EN 60384-14	UL E147776 VDE 40018798
Alternate	Shenzhen Jinghao Capacitor Co., Ltd.	CBB62B	Max 0.47µF, Min.250V,110°C X2	UL 60384-14 IEC/EN 60384-14	UL E252286 VDE 40018690
Alternate	Xiangtai Electronic (Shenzhen) Co., Ltd.	MKP/MPX	Max 0.47µF, Min.250V,110°C X1 or X2	UL 60384-14 IEC/EN 60384-14	UL E357475 VDE 40036065
Alternate	Carli Electronics Co., Ltd.	MPX	Max 0.47µF, Min.250V,100°C X2	UL 60384-14 IEC/EN 60384-14	UL E120045 VDE 40008520

TRF No. BIS_IT/PA_IS13252_V1.3





CLASSIC TESTING & RESEARCH CENTRE

B-17, Sector-65, Noida-201 307 (U.P.)

Ph.: 0120-4279394, Contact : 9717699751

Email: classiclab@gmail.com, ctrctestinglab@gmail.com

Website: www.classictestinglab.com



Cert. No. TC-6151

Report No. CTRC-SC21EPF12057

IS 13252 (Part 1): 2010 + A1: 2013 + A2 : 2015 /

Page 102 of 131

Dated: 10/08/2021

IEC 60950-1: 2005 + A1:2009 + A2 : 2013

ULR No.: TC615121200000408F

Y capacitor (CY1, CY2, (Optional)	Success Electronics Co., Ltd.	SE	Y1, AC250V, max. 2200pF	UL 60384-14 IEC/EN 60384-14	UL E114280 VDE 40037211 VDE 40020002
Alternate	Jyh Chung Electronic Co., Ltd.	JD	Y1, AC250V, max. 2200pF	UL 60384-14 IEC/EN 60384-14	UL E187963 VDE 137027
Alternate	WELSON INDUSTRIAL CO LT D	WD	Y1, AC250V, max. 2200pF	UL 60384-14 IEC/EN 60384-14	UL E104572 VDE 40016157
Alternate	TDK Corporation	CD	Y1, AC250V, max. 2200pF	UL 60384-14 IEC/EN 60384-14	UL E37861 VDE 40029780
Alternate	Success Electronics Co., Ltd.	SB	Y1, AC250V, max. 2200pF	UL 60384-14 IEC/EN 60384-14	UL E114280 VDE 40037221 VDE 40020001
Alternate	Murata Mfg. Co., Ltd.	KX	Y1, AC250V, max. 2200pF	UL 60384-14 IEC/EN 60384-14	UL E37921 VDE 40002831
Alternate	Walsin Technology Corp.	AH Series(UL) AH(VDE)	Y1, AC250V, max. 2200pF	UL 60384-14 IEC/EN 60384-14	UL E146544 VDE 40001804

TRF No. BIS_IT/PA_IS13252_V1.3





CLASSIC TESTING & RESEARCH CENTRE

B-17, Sector-65, Noida-201 307 (U.P.)

Ph.: 0120-4279394, Contact : 9717699751

Email: classiclab@gmail.com, ctrctestinglab@gmail.com

Website: www.classictestinglab.com



Cert. No. TC-6151

Report No. CTRC-SC21EPF12057

IS 13252 (Part 1): 2010 + A1: 2013 + A2 : 2015 /

Page 103 of 131

Dated: 10/08/2021


IEC 60950-1: 2005 + A1:2009 + A2 : 2013

ULR No.: TC615121200000408F

Alternate	Haohua Electronic Co.	CT7	Y1, AC250V, max. 2200pF	UL 60384-14 IEC/EN 60384-14	UL E233106 VDE 40003902
Alternate	Xiangtai Electronic (Shenzhen) Co., Ltd.	YO-series	Y1, AC250V, max. 2200pF	IEC/EN 60384-14	VDE 40036880
Alternate	Xiangtai Electronic (Shenzhen) Co., Ltd.	YO	Y1, AC250V, max. 2200pF	UL 60384-14 (No Equivalent IEC standard)	UL E319473
Alternate	JUHONG ELECTRONICS LTD	JB	Y1, AC250V, max. 2200pF	UL 60384-14 (No Equivalent IEC standard)	UL E253194
Alternate	JYA-NAY Co., Ltd.	JN	Y1, AC250V, max. 2200pF	UL 60384-14 (No Equivalent IEC standard)	UL E201384
Photo coupler (U4)	Everlight Electronics Co., Ltd.	EL817	Dti=0.4mm Int. , dcr=6.0mm EXT.dcr=7.6mm, thermal cycling test,110°C Reinforced insulation	IEC/EN 60747-5-2	VDE 132249



TRF No. BIS_IT/PA_IS13252_V1.3



CLASSIC TESTING & RESEARCH CENTRE

B-17, Sector-65, Noida-201 307 (U.P.)

Ph.: 0120-4279394, Contact : 9717699751

Email: classiclab@gmail.com, ctrctestinglab@gmail.com

Website: www.classictestinglab.com




Cert. No. TC-6151

Report No. CTRC-SC21EPF12057	IS 13252 (Part 1): 2010 + A1: 2013 + A2 : 2015 /	Page 104 of 131
Dated: 10/08/2021	IEC 60950-1: 2005 + A1:2009 + A2 : 2013	ULR No.: TC615121200000408F

Alternate	COSMO ELECTRONICS CORP	K1010	Dti=0.6mm Int. , dcr=4.0mm EXT.dcr=5.0mm, thermal cycling test,115°C Reinforced insulation	IEC/EN 60747-5-2	VDE 101347
Alternate	COSMO Electronics Corporation	KP1010	Dti=0.6mm Int. , dcr=4.0mm EXT.dcr=5.0mm, thermal cycling test,115oC Reinforced insulation	IEC/EN 60747-5-2	VDE 101347
Alternate	Lite-On Technology Corporation	LTV-817	Dti=0.8mm Int. , EXT.dcr=7.0mm, thermal cycling test,110oC Reinforced insulation	IEC/EN 60747-5-2	VDE 40015248
Alternate	Fairchild Semiconductor Pte Ltd	H11A817B	Int. Cr/ Ext. Cr: ≥7.0/ 7.0 mm; Reinforced insulation	IEC/EN 60747-5-2	VDE 40026857
Alternate	Fairchild Semiconductor Pte Ltd	FOD817B	Int. Cr/ Ext. Cr: ≥7.0/ 7.0 mm; Reinforced insulation	IEC/EN 60747-5-2	VDE 40026857
Alternate	SHARP CORP ELECTRONIC COMPONENTS AND DEVICES BU	PC817	Int. Cr/ Ext. Cr: 7.62/ 7.62 mm;	IEC/EN 60747-5-2	VDE 40008087

TRF No. BIS_IT/PA_IS13252_V1.3





CLASSIC TESTING & RESEARCH CENTRE

B-17, Sector-65, Noida-201 307 (U.P.)

Ph.: 0120-4279394, Contact : 9717699751

Email: classiclab@gmail.com, ctrctestinglab@gmail.com

Website: www.classictestinglab.com




Cert. No. TC-6151

Report No. CTRC-SC21EPF12057	IS 13252 (Part 1): 2010 + A1: 2013 + A2 : 2015 /	Page 105 of 131
Dated: 10/08/2021	IEC 60950-1: 2005 + A1:2009 + A2 : 2013	ULR No.: TC615121200000408F

Alternate	Bright Led Electronics Corp.	BPC-817 A/B/C/D/L	Dti=0.4mm EXT. dcr=7.6mm, thermal cycling test,110°C Reinforced insulation	IEC/EN 60747-5-2	VDE 40007240
Alternate	Bright Led Electronics Corp.	BPC-817 M	Dti=0.4mm EXT. dcr=8.0mm, thermal cycling test,110°C Reinforced insulation	IEC/EN 60747-5-2	VDE 40007240
Alternate	Bright Led Electronics Corp.	BPC-817 S	Dti=0.4mm EXT. dcr=7.6mm, thermal cycling test,110°C Reinforced insulation	IEC/EN 60747-5-2	VDE 40007240
Alternate	TOSHIBA ELECTRONIC DEVICES & STORAGE CORPORATION	TLP781F	Dti> 0.4mm, Ext cr> 8.0mm, Isolation 3000Vac min., 110°C min., Thermal cycling test Reinforced insulation	IEC/EN 60747-5-2	VDE 40021173
Earthing wire	KUNSHAN NEW ZHICHENG ELECTRONICS TECHNOLOGIE S CO LTD	1015,	Min. 20 AWG, Min. 300V, Min. 80°C,	UL 758 (No Equivalent IEC standard)	UL E237831
Alternate	KUNSHAN NEW ZHICHENG ELECTRONICS TECHNOLOGIES CO LTD	1007, 1185	Min. 20 AWG, Min. 300V, Min. 80°C,	UL 758 (No Equivalent IEC standard)	UL E237831
Alternate	ZHUANG SHAN CHUAN ELECTRICAL PRODUCTS (KUNSHAN) CO LTD	1015, 1007, 1185	Min. 20 AWG, Min. 300V, Min. 80°C,	UL 758 (No Equivalent IEC standard)	UL E333601

TRF No. BIS_IT/PA_IS13252_V1.3





CLASSIC TESTING & RESEARCH CENTRE

B-17, Sector-65, Noida-201 307 (U.P.)

Ph.: 0120-4279394, Contact : 9717699751

Email: classiclab@gmail.com, ctrctestinglab@gmail.com

Website: www.classictestinglab.com



Cert. No. TC-6151

Report No. CTRC-SC21EPF12057	IS 13252 (Part 1): 2010 + A1: 2013 + A2 : 2015 /	Page 106 of 131
Dated: 10/08/2021	IEC 60950-1: 2005 + A1:2009 + A2 : 2013	ULR No.: TC615121200000408F

Alternate	YONG HAO ELECTRICAL INDUSTRY CO LTD	1015, 1007, 1185	Min. 20 AWG, Min. 300V, Min. 80°C,	UL 758 (No Equivalent IEC standard)	UL E240426
Alternate	KUNSHAN XINGHONGMENG ELECTRONIC CO LTD	1015, 1007, 1185	Min. 20 AWG, Min. 300V, Min. 80°C,	UL 758 (No Equivalent IEC standard)	UL E315421
Alternate	SUZHOU JIAHUI SHU ELECTRONIC CO LTD	1015, 1007, 1185	Min. 20 AWG, Min. 300V, Min. 80°C,	UL 758 (No Equivalent IEC standard)	UL E353532
MOV (optional)	SUCCESS ELECTRONICS (HUIZHOU) CO LTD	SVR10D471K	300Vac	UL 1449 (No Equivalent IEC standard)	UL E502378
Alternate	Thinking Electronic Industrial Co., Ltd.	TVR10471K	300Vac,	UL 1449 IEC 61051-2 IEC 60950-1	UL E314979 VDE005944
Alternate	Thinking Electronic Industrial Co., Ltd.	TVR14471K	300Vac,	UL 1449 IEC 61051-2 IEC 60950-1	UL E314979 VDE005944
Alternate	CENTRA SCIENCE CORP	CNR-10D471K,	300Vac,	UL 1449 IEC 61051-2 IEC 60950-1	UL E316325 VDE40008220
Alternate	CENTRA SCIENCE CORP	CNR-14D471K	300Vac,	UL 1449 IEC 61051-2 IEC 60950-1	UL E316325 VDE40008220

TRF No. BIS_IT/PA_IS13252_V1.3





CLASSIC TESTING & RESEARCH CENTRE

B-17, Sector-65, Noida-201 307 (U.P.)

Ph.: 0120-4279394, Contact : 9717699751

Email: classiclab@gmail.com, ctrctestinglab@gmail.com

Website: www.classictestinglab.com



Cert. No. TC-6151

Report No. CTCR-SC21EPF12057

IS 13252 (Part 1): 2010 + A1: 2013 + A2 : 2015 /

Page 107 of 131

Dated: 10/08/2021

IEC 60950-1: 2005 + A1:2009 + A2 : 2013

ULR No.: TC615121200000408F

Alternate	SUCCESS ELECTRONICS CO LTD	SVR10D471K	300Vac,	UL 1449 IEC 61051-2 IEC 60950-1	UL E330256 VDE40030401
Alternate	SUCCESS ELECTRONICS CO LTD	SVR14D471K	300Vac,	UL 1449 IEC 61051-2 IEC 60950-1	UL E330256 VDE40030401
Alternate	WALSIN TECHNOLOGY CORP	10D471K	300Vac,	UL 1449 (No Equivalent IEC standard)	UL E309297
Alternate	BestBright Electronics Co. Ltd	10D471K	300Vac,	IEC 61051-2 IEC 60950-1	VDE40005858
Alternate	WALSIN TECHNOLOGY CORP	14D471K	300Vac,	UL 1449 (No Equivalent IEC standard)	UL E309297
Alternate	BestBright Electronics Co. Ltd	14D471K	300Vac,	IEC 61051-2 IEC 60950-1	VDE40005858
Alternate	CERAMATE TECHNICAL CO LTD	GNR10D471K	300Vac,	UL 1449 IEC 61051-2 IEC 60950-1	UL E315429 VDE40031745
Alternate	CERAMATE TECHNICAL CO LTD	GNR14D471K	300Vac,	UL 1449 IEC 61051-2 IEC 60950-1	UL E315429 VDE40031745

TRF No. BIS_IT/PA_IS13252_V1.3





CLASSIC TESTING & RESEARCH CENTRE

B-17, Sector-65, Noida-201 307 (U.P.)

Ph.: 0120-4279394, Contact : 9717699751

Email: classiclab@gmail.com, ctrctestinglab@gmail.com

Website: www.classictestinglab.com



Cert. No. TC-6151

Report No. CTRC-SC21EPF12057

IS 13252 (Part 1): 2010 + A1: 2013 + A2 : 2015 /

Page 108 of 131

Dated: 10/08/2021


IEC 60950-1: 2005 + A1:2009 + A2 : 2013

ULR No.: TC615121200000408F

Alternate	BRIGHTKING (SHENZHEN) CO LTD	14D471K	300Vac,	UL 1449 IEC 61051-2 IEC 60950-1	UL E327997 VDE40027827
Alternate	BRIGHTKING (SHENZHEN) CO LTD	10D471K	300Vac,	UL 1449 IEC 61051-2 IEC 60950-1	UL E327997 VDE40027827
Alternate	JOYIN CO LTD	10N471K	300Vac,	UL 1449 IEC 61051-2 IEC 60950-1	UL E325508 VDE005937
Alternate	JOYIN CO LTD	14N471K	300Vac,	UL 1449 IEC 61051-2 IEC 60950-1	UL E325508 VDE005937
Power supply cord	U.K.B Electronics Pvt. Ltd (Unit-II)	PVC insulated cable	3X0.75sq.mm,-1100 V	IS 694:2010	BIS CM/L-3043841
Alternate	Longwell Company Song Gang Factory	PVC insulated cable	3X0.75sq.mm,-1100 V	IS 694:2010	BIS CM/L-4009846
Alternate	I-Sheng Electronics (KunShan)Co.Ltd	CIRCULAR	3x0.75mm ² , 1100Vac,	IS 694:2010	BSI CM/L-4035746
Alternate	Longwell Company Song Gang Factory	PVC insulated	1100Vac, 3x1.00mm ²	IS 694:2010	BIS CM/L-4009947

TRF No. BIS_IT/PA_IS13252_V1.3





CLASSIC TESTING & RESEARCH CENTRE

B-17, Sector-65, Noida-201 307 (U.P.)

Ph.: 0120-4279394, Contact : 9717699751

Email: classiclab@gmail.com, ctrctestinglab@gmail.com

Website: www.classictestinglab.com




Cert. No. TC-6151

Report No. CTRC-SC21EPF12057	IS 13252 (Part 1): 2010 + A1: 2013 + A2 : 2015 /	Page 109 of 131
Dated: 10/08/2021	IEC 60950-1: 2005 + A1:2009 + A2 : 2013	ULR No.: TC615121200000408F

Plug	U.K.B Electronics Pvt. Ltd (Unit-1)	Thin pin plug	AC 250V,6A	IS 1293:2019	BIS CM/L-8746803
Alternate	Longwell Company Song Gang Factory	LP-67	AC 250V,10A	IS 1293:2005	BIS CM/L-4009947
Alternate	I-Sheng Electronics (Kun Shan)Co.Ltd	SP-81A	10A,250V~	IS 1293:2005	ISI CM/L-4035847
Alternate	Volex Cable Assembly (Shenzhen) Co.Ltd	IA6A3	10A,250V~	IS 1293:2005	BIS CM/L:4100003853
Connector	Kenic Electric Mfg. Co. Ltd.	KE-26	AC 250V,10A	IEC/ EN 60320-1: 2015+ A1:2018	VDE 40002259
Alternate	Longwell Company	LS-13	10A,250V~	IEC/ EN 60320-1: 2001+ A1:2007	VDE 40013742
Alternate	Longwell Company	LS13L	10A,250V~	IEC/ EN 60320-1: 2001+ A1:2007	VDE 40013739
Alternate	Longwell Company	LS-60	10A,250V~	IEC/ EN 60320-1: 2001+ A1:2007	VDE 40029578
Alternate	Longwell Company	LS-60L	10A,250V~	IEC/ EN 60320-1: 2001+ A1:2007	VDE 40029815
Alternate	Volex	V1625A	10A.250V~	IEC/ EN 60320-1: 2001+ A1:2007	IECEE Reference no. DE1-60443

TRF No. BIS_IT/PA_IS13252_V1.3





CLASSIC TESTING & RESEARCH CENTRE

B-17, Sector-65, Noida-201 307 (U.P.)

Ph.: 0120-4279394, Contact : 9717699751

Email: classiclab@gmail.com, ctrctestinglab@gmail.com

Website: www.classictestinglab.com




Cert. No. TC-6151

Report No. CTRC-SC21EPF12057	IS 13252 (Part 1): 2010 + A1: 2013 + A2 : 2015 /	Page 110 of 131
Dated: 10/08/2021	IEC 60950-1: 2005 + A1:2009 + A2 : 2013	ULR No.: TC615121200000408F

Alternate	I-Sheng Electric Wire & Cable Co., Ltd.	IS-14	10A.250V~	IEC/ EN 60320-1: 2001+ A1:2007	VDE 40037879
Appliance inlet CN1	LECI Electronics Co., Ltd	DB-14-Serie(s)	250 Vac; 10A; 3 pins , 75°C, C14 type	IEC/EN 60320-1	VDE 40032137
Alternate	LECI Electronics Co., Ltd	DB-14	250 Vac; 10A; 3 pins , 75°C, C14 type	UL 498 (No Equivalent IEC standard)	UL E302229
Alternate	Tecx-Unions Technology Corp	TU-301-S TU-301-SP	250 Vac; 10A; 3 pins, 75°C, C14 type	UL 498 IEC/EN 60320-1	UL E220004 ENEC 01898
Alternate	Rich Bay Co Ltd	R-301SN	250 Vac; 10A; 3 pins, 75°C, C14 type	UL 498 IEC/EN 60320-1	UL E184638 VDE 40030228
Alternate	Sun Fair Electric Wire & Cable (HK) Co Ltd	S-03	250 Vac; 10A; 3 pins, 75°C, C14 type	UL 498 IEC/EN 60320-1	UL E226643 VDE 40034447
Alternate	INALWAYS ELECTRONICS INC	0711	250 Vac; 10A; 3 pins, 75°C, C14 type	UL 498 IEC/EN 60320-1	UL E94191 ENEC2016019
Alternate	ZHE JIANG BEI ER JIA ELECTRONIC CO LTD	ST-A01-003J	250 Vac; 10A; 3 pins, 75°C, C14 type	UL 498 IEC/EN 60320-1	UL E225980 VDE 40013388
Alternate	Rong Feng Industrial Co., Ltd.	SS-120	250 Vac; 10A; 3 pins, 75°C, C14 type	UL 498 IEC/EN 60320-1	UL E102641 VDE 40028101

TRF No. BIS_IT/PA_IS13252_V1.3





CLASSIC TESTING & RESEARCH CENTRE

B-17, Sector-65, Noida-201 307 (U.P.)

Ph.: 0120-4279394, Contact : 9717699751

Email: classiclab@gmail.com, ctrctestinglab@gmail.com

Website: www.classictestinglab.com



Cert. No. TC-6151

Report No. CTRC-SC21EPF12057

IS 13252 (Part 1): 2010 + A1: 2013 + A2 : 2015 /

Page 111 of 131

Dated: 10/08/2021


IEC 60950-1: 2005 + A1:2009 + A2 : 2013

ULR No.: TC615121200000408F

Transformer (T1)	Globtek (Suzhou) Co., Ltd	TF087	Class B	IS 13252 (Part 1): 2010 + A1: 2013+A2:2015 / IEC 60950-1: 2005 + 1:2009+A2:2013	Tested with appliance
Bobbin	SUMITOMO BAKELITE CO LTD	PM-9820	V-0, 150°C	UL 94 (Flammability test equivalent to IEC 60695-11-10)	UL E41429
Alternate	CHANG CHUN PLASTICS CO LTD	T375J T375HF	V-0, 150°C	UL 94 (Flammability test equivalent to IEC 60695-11-10)	UL E59481
Alternate	CHANG CHUN PLASTICS CO LTD	4130	V-0, 140°C	UL 94 (Flammability test equivalent to IEC 60695-11-10)	UL E59481
Magnetic wire	JIANGSU DARTONG M & E CO LTD	UEW	130°C	UL 1446 (no Equivalent IEC Standard)	UL E237377
Alternate	SHANDONG SAINT ELECTRIC CO LTD	UEW	130°C	UL 1446 (no Equivalent IEC Standard)	UL E194410
Alternate	NINGBO JINTIAN NEW MATERIAL CO LTD	UEW/130	130°C	UL 1446 (no Equivalent IEC Standard)	UL E227047

TRF No. BIS_IT/PA_IS13252_V1.3





CLASSIC TESTING & RESEARCH CENTRE

B-17, Sector-65, Noida-201 307 (U.P.)

Ph.: 0120-4279394, Contact : 9717699751

Email: classiclab@gmail.com, ctrctestinglab@gmail.com

Website: www.classictestinglab.com



Cert. No. TC-6151

Report No. CTCR-SC21EPF12057

IS 13252 (Part 1): 2010 + A1: 2013 + A2 : 2015 /

Page 112 of 131

Dated: 10/08/2021


IEC 60950-1: 2005 + A1:2009 + A2 : 2013

ULR No.: TC615121200000408F

Triple insulated wire	FURUKAWA ELECTRIC CO., LTD.	TEX-E	130°C	UL 2353 (No Equivalent IEC standard)	UL E206440
Alternate	GREAT LEOFLON INDUSTRIAL CO LTD	TRWB	130°C	UL 2353 (No Equivalent IEC standard)	UL E211989
Alternate	KBI COSMOLINK CO.,LTD.	TIW-M	130°C	UL 2353 (No Equivalent IEC standard)	UL E213764
Alternate	TOTOKU ELECTRIC CO LTD	TIW-2	130°C	UL 2353 (No Equivalent IEC standard)	UL E166483
Alternate	E&B TECHNOLOGY CO LTD	E&B-XXXB, E&B-XXXB-1	130°C	UL 2353 (No Equivalent IEC standard)	UL E315265
Insulation tape	JINGJIANG YAHUA PRESSURE SENSITIVE GLUE CO LTD	CT* (c)(g)	130°C	UL 510 (No Equivalent IEC standard)	UL E165111
Alternate	JINGJIANG JINGYI ADHESIVE PRODUCT CO LTD	JY25-A	130°C	UL 510 (No Equivalent IEC standard)	UL E246950
Alternate	CHANG SHU LIANG YI TAPE INDUSTRY CO LTD	LY-XX	130°C	UL 510 (No Equivalent IEC standard)	UL E246820
Tube	GREAT HOLDING INDUSTRIAL CO LTD	TFL, TFS, TFT	200°C	UL 224 (No Equivalent IEC standard)	UL E156256

TRF No. BIS_IT/PA_IS13252_V1.3





CLASSIC TESTING & RESEARCH CENTRE

B-17, Sector-65, Noida-201 307 (U.P.)

Ph.: 0120-4279394, Contact : 9717699751

Email: classiclab@gmail.com, ctrctestinglab@gmail.com

Website: www.classictestinglab.com




Cert. No. TC-6151

Report No. CTRC-SC21EPF12057	IS 13252 (Part 1): 2010 + A1: 2013 + A2 : 2015 /	Page 113 of 131
Dated: 10/08/2021	IEC 60950-1: 2005 + A1:2009 + A2 : 2013	ULR No.: TC615121200000408F

Alternate	SHENZHEN WOER HEAT-SHRINKABLE MATERIAL CO LTD	WF	200°C	UL 224 (No Equivalent IEC standard)	UL E203950
Alternate	CHANGYUAN ELECTRONICS GROUP CO LTD	CB-TT-T	200°C	UL 224 (No Equivalent IEC standard)	UL E180908
Transformer(T1) Alternate	BOAM/WUXI HAOPUWEI ELECTRONICS Co., LTD	TF087	Class B	IS 13252 (Part 1): 2010 + A1: 2013+A2:2015 / IEC 60950-1: 2005 + 1:2009+A2:2013	Tested with appliance
Bobbin	SUMITOMO BAKELITE CO LTD	PM-9820	V-0, 150°C	UL 94 (Flammability test equivalent to IEC 60695-11-10)	UL E41429
Alternate	CHANG CHUN PLASTICS CO LTD	T375J T375HF	V-0, 150°C	UL 94 (Flammability test equivalent to IEC 60695-11-10)	UL E59481
Alternate	CHANG CHUN PLASTICS CO LTD	4130	V-0, 140°C	UL 94 (Flammability test equivalent to IEC 60695-11-10)	UL E59481

TRF No. BIS_IT/PA_IS13252_V1.3





CLASSIC TESTING & RESEARCH CENTRE

B-17, Sector-65, Noida-201 307 (U.P.)

Ph.: 0120-4279394, Contact : 9717699751

Email: classiclab@gmail.com, ctrctestinglab@gmail.com

Website: www.classictestinglab.com



Cert. No. TC-6151

Report No. CTRC-SC21EPF12057

IS 13252 (Part 1): 2010 + A1: 2013 + A2 : 2015 /

Page 114 of 131

Dated: 10/08/2021


IEC 60950-1: 2005 + A1:2009 + A2 : 2013

ULR No.: TC615121200000408F

Magnetic wire	JIANGSU DARTONG M & E CO LTD	UEW	130°C	UL 1446 (no Equivalent IEC Standard)	UL E237377
Alternate	SHANDONG SAINT ELECTRIC CO LTD	UEW	130°C	UL 1446 (no Equivalent IEC Standard)	UL E194410
Alternate	NINGBO JINTIAN NEW MATERIAL CO LTD	UEW/130	130°C	UL 1446 (no Equivalent IEC Standard)	UL E227047
Triple insulated wire	FURUKAWA ELECTRIC CO., LTD.	TEX-E	130°C	UL 2353 (No Equivalent IEC standard)	UL E206440
Alternate	GREAT LEOFLON INDUSTRIAL CO LTD	TRWB	130°C	UL 2353 (No Equivalent IEC standard)	UL E211989
Alternate	KBI COSMOLINK CO.,LTD.	TIW-M	130°C	UL 2353 (No Equivalent IEC standard)	UL E213764
Alternate	TOTOKU ELECTRIC CO LTD	TIW-2	130°C	UL 2353 (No Equivalent IEC standard)	UL E166483
Alternate	E&B TECHNOLOGY CO LTD	E&B-XXXB, E&B-XXXB-1	130°C	UL 2353 (No Equivalent IEC standard)	UL E315265

TRF No. BIS_IT/PA_IS13252_V1.3





CLASSIC TESTING & RESEARCH CENTRE

B-17, Sector-65, Noida-201 307 (U.P.)

Ph.: 0120-4279394, Contact : 9717699751

Email: classiclab@gmail.com, ctrctestinglab@gmail.com

Website: www.classictestinglab.com



Cert. No. TC-6151

Report No. CTCR-SC21EPF12057

IS 13252 (Part 1): 2010 + A1: 2013 + A2 : 2015 /

Page 115 of 131

Dated: 10/08/2021


IEC 60950-1: 2005 + A1:2009 + A2 : 2013

ULR No.: TC615121200000408F

Insulation tape	JINGJIANG YAHUA PRESSURE SENSITIVE GLUE CO LTD	CT* (c)(g)	130°C	UL 510 (No Equivalent IEC standard)	UL E165111
Alternate	JINGJIANG JINGYI ADHESIVE PRODUCT CO LTD	JY25-A	130°C	UL 510 (No Equivalent IEC standard)	UL E246950
Alternate	CHANG SHU LIANG YI TAPE INDUSTRY CO LTD	LY-XX	130°C	UL 510 (No Equivalent IEC standard)	UL E246820
Tube	GREAT HOLDING INDUSTRIAL CO LTD	TFL, TFS, TFT	200°C	UL 224 (No Equivalent IEC standard)	UL E156256
Alternate	SHENZHEN WOER HEAT- SHRINKABLE MATERIAL CO LTD	WF	200°C	UL 224 (No Equivalent IEC standard)	UL E203950
Alternate	CHANGYUAN ELECTRONICS GROUP CO LTD	CB-TT-T	200°C	UL 224 (No Equivalent IEC standard)	UL E180908
Transformer(T1) Alternate	GlobTek (Suzhou) Co., Ltd/ BOAM / WUXI HAOPUWEI ELECTRONICS Co., LTD	TF081, TF082, TF083, TF084, TF085, TF088, TF089, TF092	Class B	IS 13252 (Part 1): 2010 + A1: 2013+A2:2015 / IEC 60950-1: 2005 + 1:2009+A2:2013	Tested with appliance

TRF No. BIS_IT/PA_IS13252_V1.3





CLASSIC TESTING & RESEARCH CENTRE

B-17, Sector-65, Noida-201 307 (U.P.)

Ph.: 0120-4279394, Contact : 9717699751

Email: classiclab@gmail.com, ctrctestinglab@gmail.com

Website: www.classictestinglab.com



Cert. No. TC-6151

Report No. CTRC-SC21EPF12057

IS 13252 (Part 1): 2010 + A1: 2013 + A2 : 2015 /

Page 116 of 131

Dated: 10/08/2021


IEC 60950-1: 2005 + A1:2009 + A2 : 2013

ULR No.: TC615121200000408F

Bobbin	SUMITOMO BAKELITE CO LTD	PM-9820	V-0, 150°C	UL 94 (Flammability test equivalent to IEC 60695-11-10)	UL E41429
Alternate	CHANG CHUN PLASTICS CO LTD	T375J T375HF	V-0, 150°C	UL 94 (Flammability test equivalent to IEC 60695-11-10)	UL E59481
Alternate	CHANG CHUN PLASTICS CO LTD	4130	V-0, 140°C	UL 94 (Flammability test equivalent to IEC 60695-11-10)	UL E59481
Magnetic wire	JIANGSU DARTONG M & E CO LTD	UEW	130°C	UL 1446 (no Equivalent IEC Standard)	UL E237377
Alternate	SHANDONG SAINT ELECTRIC CO LTD	UEW	130°C	UL 1446 (no Equivalent IEC Standard)	UL E194410
Alternate	NINGBO JINTIAN NEW MATERIAL CO LTD	UEW/130	130°C	UL 1446 (no Equivalent IEC Standard)	UL E227047

TRF No. BIS_IT/PA_IS13252_V1.3





CLASSIC TESTING & RESEARCH CENTRE

B-17, Sector-65, Noida-201 307 (U.P.)

Ph.: 0120-4279394, Contact : 9717699751

Email: classiclab@gmail.com, ctrctestinglab@gmail.com

Website: www.classictestinglab.com



Cert. No. TC-6151

Report No. CTRC-SC21EPF12057

IS 13252 (Part 1): 2010 + A1: 2013 + A2 : 2015 /

Page 117 of 131

Dated: 10/08/2021

IEC 60950-1: 2005 + A1:2009 + A2 : 2013

ULR No.: TC615121200000408F

Triple insulated wire	FURUKAWA ELECTRIC CO., LTD.	TEX-E	130°C	UL 2353 (No Equivalent IEC standard)	UL E206440
Alternate	GREAT LEOFLON INDUSTRIAL CO LTD	TRWB	130°C	UL 2353 (No Equivalent IEC standard)	UL E211989
Alternate	KBI COSMOLINK CO.,LTD.	TIW-M	130°C	UL 2353 (No Equivalent IEC standard)	UL E213764
Alternate	TOTOKU ELECTRIC CO LTD	TIW-2	130°C	UL 2353 (No Equivalent IEC standard)	UL E166483
Alternate	E&B TECHNOLOGY CO LTD	E&B-XXXB, E&B-XXXB-1	130°C	UL 2353 (No Equivalent IEC standard)	UL E315265
Insulation tape	JINGJIANG YAHUA PRESSURE SENSITIVE GLUE CO LTD	CT* (c)(g)	130°C	UL 510 (No Equivalent IEC standard)	UL E165111
Alternate	JINGJIANG JINGYI ADHESIVE PRODUCT CO LTD	JY25-A	130°C	UL 510 (No Equivalent IEC standard)	UL E246950
Alternate	CHANG SHU LIANG YI TAPE INDUSTRY CO LTD	LY-XX	130°C	UL 510 (No Equivalent IEC standard)	UL E246820

TRF No. BIS_IT/PA_IS13252_V1.3





CLASSIC TESTING & RESEARCH CENTRE

B-17, Sector-65, Noida-201 307 (U.P.)

Ph.: 0120-4279394, Contact : 9717699751

Email: classiclab@gmail.com, ctrctestinglab@gmail.com

Website: www.classictestinglab.com



Cert. No. TC-6151

Report No. CTRC-SC21EPF12057

IS 13252 (Part 1): 2010 + A1: 2013 + A2 : 2015 /

Page 118 of 131

Dated: 10/08/2021

IEC 60950-1: 2005 + A1:2009 + A2 : 2013

ULR No.: TC615121200000408F

Tube	GREAT HOLDING INDUSTRIAL CO LTD	TFL, TFS, TFT	200°C	UL 224 (No Equivalent IEC standard)	UL E156256
Alternate	SHENZHEN WOER HEAT- SHRINKABLE MATERIAL CO LTD	WF	200°C	UL 224 (No Equivalent IEC standard)	UL E203950
Alternate	CHANGYUAN ELECTRONICS GROUP CO LTD	CB-TT-T	200°C	UL 224 (No Equivalent IEC standard)	UL E180908

Supplementary information:

1. Evidence have been evaluated and checked for the agreed level of compliance as per the referred standard



TRF No. BIS_IT/PA_IS13252_V1.3



CLASSIC TESTING & RESEARCH CENTRE

B-17, Sector-65, Noida-201 307 (U.P.)

Ph.: 0120-4279394, Contact : 9717699751

Email: classiclab@gmail.com, ctrctestinglab@gmail.com

Website: www.classictestinglab.com




Cert. No. TC-6151

Report No. CTRC-SC21EPF12057	IS 13252 (Part 1): 2010 + A1: 2013 + A2 : 2015 /	Page 119 of 131
Dated: 10/08/2021	IEC 60950-1: 2005 + A1:2009 + A2 : 2013	ULR No.: TC615121200000408F

1.5.2 / 4.3.6	Table: Plug Dimensions					P
Type of Plug: <input type="checkbox"/> Two pin <input checked="" type="checkbox"/> Three pin						
Reference points	Ratings					
	<input type="checkbox"/> 2.5A		<input checked="" type="checkbox"/> 6A		<input type="checkbox"/> 16A	
	Limits	Measured	Limits	Measured	Limits	Measured
A	--	--	22.05-22.35	22.18	28.45-28.75	--
B	19.10 ± 0.15	--	19.1 ± 0.15	19.15	25.4 ± 0.15	--
C	--	--	7.06 +0.025 -0.050	7.05	8.71 +0.025 -0.050	--
D	5.08 +0.025 -0.050	--	5.08 +0.025 -0.050	5.09	7.06 +0.025 -0.050	--
E	15.9 +1.04 -0.13	--	15.9 +1.04 -0.13	16.04	20.6 +1.04 -0.13	--
F	--	--	20.6 +1.04 -0.13	20.78	28.6 +1.04 -0.13	--
G	7.94 (min.)	--	7.94 (min.)	8.76	9.52 (min.)	--
Supplementary information: Above dimensional limits are as per IS 1293:2019 in mm						



TRF No. BIS_IT/PA_IS13252_V1.3



Report No. CTRC-SC21EPF12057

IS 13252 (Part 1): 2010 + A1: 2013 + A2 : 2015 /

Page 120 of 131

Dated: 10/08/2021

IEC 60950-1: 2005 + A1:2009 + A2 : 2013

ULR No.: TC615121200000408F

1.6.2	TABLE: Electrical data (in normal conditions)					P
U (V) (AC)	I (A)	I rated (A)	P (W)	Fuse #	I fuse (A)	Condition/status
90	2.03	--	113.5	F1	2.03	Maximum Normal load (24V \approx 7.5A) at 50Hz
100	1.92	2.2	113.1	F1	1.92	
240	0.83	2.2	109.8	F1	0.83	
254.4	0.79	--	109.7	F1	0.79	
90	2.08	--	114.9	F1	2.08	Maximum Normal load (24V \approx 7.5A) at 60Hz
100	1.98	2.2	114.6	F1	1.98	
240	0.86	2.2	110.2	F1	0.86	
254.4	0.82	--	110.5	F1	0.82	
Supplementary information:						


2.1.1.5	TABLE: Energy hazard measurement					P
Voltage (rated) (V)	Current (rated) (A)	Voltage (max.) (V)	Current (max.) (A)	VA (max.) (VA)		
24.0 VDC	7.5A	24.16	7.9	190.86		
Supplementary information:						

2.1.1.7	TABLE: Discharge test				P
Condition	τ calculated (s)	τ measured (s)	t u \rightarrow 0V (s)	Comments	
Line-Neutral(Fuse in)	--	0.29	--	--	
Supplementary information:					

2.2.2	TABLE: SELV measurement (under normal conditions)				P
Transformer	Location	Voltage (max.) (V)		Voltage Limitation Component	
		V peak	V d.c.		
--	Electrolytic Capacitor(C24)	--	24.16	--	
Supplementary information:					

TRF No. BIS_IT/PA_IS13252_V1.3





CLASSIC TESTING & RESEARCH CENTRE

B-17, Sector-65, Noida-201 307 (U.P.)

Ph.: 0120-4279394, Contact : 9717699751

Email: classiclab@gmail.com, ctrctestinglab@gmail.com

Website: www.classictestinglab.com



Cert. No. TC-6151

Report No. CTRC-SC21EPF12057	IS 13252 (Part 1): 2010 + A1: 2013 + A2 : 2015 /	Page 121 of 131
Dated: 10/08/2021	IEC 60950-1: 2005 + A1:2009 + A2 : 2013	ULR No.: TC615121200000408F

2.2.3	TABLE: SELV measurement (under fault conditions)		P
Location		Voltage (max.) (V)	Comments
Electrolytic Capacitor(C4)(S-C)		0	Unit shutdown immediately
Supplementary information: (S-C= short-circuit)			

2.4.2	TABLE: Limited current circuit measurement					P
Location		Voltage (V)	Current (mA)	Freq. (kHz)	Limit (mA)	Comments
Bridging capacitor(CY1)		0.067	0.013	0.05	0.7	Measured value not exceed the limit
Supplementary information :						

2.5	TABLE: Limited power source measurement			N/A
		Limits	Measured	Verdict
According to Table 2B/2C (normal condition)				
current (in A)		≤8	-	N/A
apparent power (in VA)		≤100	-	N/A
According to Table 2B/2C (single fault condition :				
current (in A)		≤8	-	N/A
apparent power (in VA)		≤100	-	N/A
Supplementary information: Refer CI 2.5				



TRF No. BIS_IT/PA_IS13252_V1.3



CLASSIC TESTING & RESEARCH CENTRE

B-17, Sector-65, Noida-201 307 (U.P.)

Ph.: 0120-4279394, Contact : 9717699751

Email: classiclab@gmail.com, ctrctestinglab@gmail.com

Website: www.classictestinglab.com



Cert. No. TC-6151

Report No. CTRC-SC21EPF12057

IS 13252 (Part 1): 2010 + A1: 2013 + A2 : 2015 /

Page 122 of 131

Dated: 10/08/2021

IEC 60950-1: 2005 + A1:2009 + A2 : 2013

ULR No.: TC615121200000408F

2.6.3.4	TABLE: Resistance of earthing measurement		P
Location		Resistance measured (mΩ)	Comments
Between Earth pin of appliance inlet & metal part		4mΩ	Did not exceeds 0.1Ω
Supplementary information: Tested current 32A			


<OR>

2.6.3.4	TABLE: Resistance of earthing measurement		N/A
Location		Voltage drop (V)	Comments
Supplementary information: Tested current 40A			

2.10.2	Table: Working voltage measurement			P
Location		RMS voltage (V)	Peak voltage (V)	Comments
Transformer(T1:TF087)				
Pin 7 - Pin 1		166	235	--
Pin 7 - Pin 3		164	232	--
Pin 7 - Pin 2		178	252	--
Pin 8 - Pin 1		164	232	--
Pin 8 - Pin 3		178	252	--
Pin 8 - Pin 2		160	227	--
Pin 10 - Pin 1		168	238	--
Pin 10 - Pin 3		164	232	--
Pin 10 - Pin 2		159	225	--
Pin 11 - Pin 1		163	231	--
Pin 11 - Pin 3		165	234	--
Pin 11 - Pin 2		167	237	--
Line to Neutral		240	340	Max Vrms and Vpeak
Supplementary information:				

TRF No. BIS_IT/PA_IS13252_V1.3





CLASSIC TESTING & RESEARCH CENTRE

B-17, Sector-65, Noida-201 307 (U.P.)

Ph.: 0120-4279394, Contact : 9717699751

Email: classiclab@gmail.com, ctrctestinglab@gmail.com

Website: www.classictestinglab.com



Cert. No. TC-6151

Report No. CTCR-SC21EPF12057	IS 13252 (Part 1): 2010 + A1: 2013 + A2 : 2015 /	Page 123 of 131
Dated: 10/08/2021	IEC 60950-1: 2005 + A1:2009 + A2 : 2013	ULR No.: TC615121200000408F

2.10.3 and 2.10.4	TABLE: Clearance and creepage distance measurements					P
Clearance (cl) and creepage distance (cr) at/of/between:	U peak (V)	U r.m.s. (V)	Required cl (mm)	cl (mm)	Required cr (mm)	cr (mm)
Functional:						
Line-Neutral	340	240	1.5	11.07	2.5	11.07
Basic / supplementary:						
Line to Earth	340	240	2.0	9.68	2.5	9.68
Reinforced:						
Transformer (T1)(primary pin-secondary pin)	340	240	4.0	25.61	5.0	25.61
Bridging capacitor (CY1)	340	240	4.0	8.35	5.0	8.35
Supplementary information:						

2.10.5	TABLE: Distance through insulation measurements					P
Distance through insulation (DTI) at/of:		U peak (V)	U r.m.s. (V)	Test voltage (V)	Required DTI (mm)(min)	DTI (mm)
Basic:						
--		--	--	--	--	--
Supplementary:						
--		--	--	--	--	--
Reinforced:						
Enclosure		340	240	3000	0.4	3.2
Supplementary information:						

TRF No. BIS_IT/PA_IS13252_V1.3





CLASSIC TESTING & RESEARCH CENTRE

B-17, Sector-65, Noida-201 307 (U.P.)

Ph.: 0120-4279394, Contact : 9717699751

Email: classiclab@gmail.com, ctrctestinglab@gmail.com

Website: www.classictestinglab.com



Cert. No. TC-6151

Report No. CTCR-SC21EPF12057	IS 13252 (Part 1): 2010 + A1: 2013 + A2 : 2015 /	Page 124 of 131
Dated: 10/08/2021	IEC 60950-1: 2005 + A1:2009 + A2 : 2013	ULR No.: TC615121200000408F

4.3.8	TABLE: Batteries								N/A
The tests of 4.3.8 are applicable only when appropriate battery data is not available						No such battery used		N/A	
Is it possible to install the battery in a reverse polarity position?						--		N/A	
	Non-rechargeable batteries			Rechargeable batteries					
	Discharging		Un-intentional charging	Charging		Discharging		Reversed charging	
	Meas. current	Manuf. Specs.		Meas. current	Manuf. Specs.	Meas. current	Manuf. Specs.	Meas. current	Manuf. Specs.
Max. current during normal condition	--	--	--	--	--	--	--	--	--
Max. current during fault condition	--	--	--	--	--	--	--	--	--
Test results:								Verdict	
- Chemical leaks						No such battery used		N/A	
- Explosion of the battery						No such battery used		N/A	
- Emission of flame or expulsion of molten metal						No such battery used		N/A	
- Electric strength tests of equipment after completion of tests						No such battery used		N/A	
Supplementary information: No such battery used									



TRF No. BIS_IT/PA_IS13252_V1.3




Report No. CTRC-SC21EPF12057	IS 13252 (Part 1): 2010 + A1: 2013 + A2 : 2015 /	Page 125 of 131
Dated: 10/08/2021	IEC 60950-1: 2005 + A1:2009 + A2 : 2013	ULR No.: TC615121200000408F

4.5	TABLE: Temperature rise measurements				P	
Temperatures were measured according cl. 1.4.5. Test in condition A and B at continuous normal operation as for power input measurements of table 1.6.2 resulted in highest temperature values.						
Temperatures are calculated according cl. 1.4.12.3 with regard to the maximum ambient operation temperature of 40 °C (T_{ma}), as specified by the manufacturer.						
test voltage(s) (V):		A: V= 90Vac, 50Hz		B: V= 254.4Vac, 50Hz		
t_{amb1} (°C):		A: 25.6		t_{amb2} (°C): B:25.8		
Temperature of part/at: (measured with thermocouples)		Measured temperature rise at T_{amb}		Calculated temperature at T_{ma}		Allowed T_{max} (°C)
		A dT (K)	B dT (K)	A T (°C)	B T (°C)	
Enclosure (outside)		15.2	15.6	55.2	55.6	95
Transformer core (T1:TF087)		42.4	43.7	82.4	83.4	110
Transformer core (T1:TF081)		43.1	43.3	83.1	83.3	110
Transformer core (T1:TF082)		42.6	43.6	82.6	83.6	110
Transformer core (T1:TF083)		43.9	43.4	83.9	83.4	110
Transformer core (T1:TF084)		43.3	43.2	83.3	83.2	110
Transformer core (T1:TF085)		42.7	42.5	82.7	82.5	110
Transformer core (T1:TF088)		43.2	43.4	83.2	83.4	110
Transformer core (T1:TF089)		42.3	41.5	82.3	81.5	110
Transformer core (T1:TF092)		42.4	42.1	82.4	82.1	110
PCB near Transformer (T1)		23.8	23.2	63.8	63.2	130
Supplementary information:						
Temperatures measured with winding resistance method: Not used						
temperature T of winding: (winding resistance method)	(V)	R_1 (Ω)	R_2 (Ω)	T (°C)	allowed T_{max} (°C)	insulation class
--	--	--	--	--	--	--
Supplementary information:						

TRF No. BIS_IT/PA_IS13252_V1.3





Report No. CTRC-SC21EPF12057	IS 13252 (Part 1): 2010 + A1: 2013 + A2 : 2015 /	Page 126 of 131
Dated: 10/08/2021	IEC 60950-1: 2005 + A1:2009 + A2 : 2013	ULR No.: TC615121200000408F

4.5	TABLE: Temperature rise measurements				P	
Temperatures were measured according cl. 1.4.5. Test in condition A and B at continuous normal operation as for power input measurements of table 1.6.2 resulted in highest temperature values.						
Temperatures are calculated according cl. 1.4.12.3 with regard to the maximum ambient operation temperature of 40 °C (T _{ma}), as specified by the manufacturer.						
test voltage(s) (V):		A: V= 90Vac, 60Hz		B: V= 254.4Vac, 60Hz		
t _{amb1} (°C):		A: 25.4		t _{amb2} (°C): B:25.5		
Temperature of part/at: (measured with thermocouples)		Measured temperature rise at T _{amb}		Calculated temperature at T _{ma}		Allowed T _{max} (°C)
		A dT (K)	B dT (K)	A T (°C)	B T (°C)	
Enclosure (outside)		14.3	14.7	54.3	54.7	95
Transformer core (T1:TF087)		44.5	44.8	84.5	83.4	110
Transformer core (T1:TF081)		44.3	44.7	84.3	84.7	110
Transformer core (T1:TF082)		43.7	43.3	83.7	83.3	110
Transformer core (T1:TF083)		42.5	42.9	82.5	82.9	110
Transformer core (T1:TF084)		42.5	42.7	82.5	82.7	110
Transformer core (T1:TF085)		44.5	44.8	84.5	84.8	110
Transformer core (T1:TF088)		41.9	42.1	81.9	82.1	110
Transformer core (T1:TF089)		42.3	42.5	82.3	82.5	110
Transformer core (T1:TF092)		43.8	42.9	83.8	82.9	110
PCB near Transformer (T1)		24.1	24.6	64.1	64.6	130
Supplementary information:						
Temperatures measured with winding resistance method: Not used						
temperature T of winding: (winding resistance method)	(V)	R ₁ (Ω)	R ₂ (Ω)	T (°C)	allowed T _{max} (°C)	insulation class
--	--	--	--	--	--	--
Supplementary information:						

TRF No. BIS_IT/PA_IS13252_V1.3





CLASSIC TESTING & RESEARCH CENTRE

B-17, Sector-65, Noida-201 307 (U.P.)

Ph.: 0120-4279394, Contact : 9717699751

Email: classiclab@gmail.com, ctrctestinglab@gmail.com

Website: www.classictestinglab.com



Cert. No. TC-6151

Report No. CTSC-SC21EPF12057	IS 13252 (Part 1): 2010 + A1: 2013 + A2 : 2015 /	Page 127 of 131
Dated: 10/08/2021	IEC 60950-1: 2005 + A1:2009 + A2 : 2013	ULR No.: TC615121200000408F

4.5.5	TABLE: Ball pressure test of thermoplastic parts			N/A
	Allowed impression diameter (mm)	≤2 mm		
Part		Test temperature (°C)	Impression diameter (mm)	
--		--	--	
Supplementary information: Refer cl. no. 4.5.5				


4.6.1, 4.6.2	Table: Enclosure opening measurements		N/A
Location		Size (mm)	Comments
--		--	--
Supplementary information: No openings provided			

4.7	Table: Resistance to fire					P
	Part	Manufacturer of material	Type of material	Thickness (mm)	Flammability class	Evidence
	PCB	*	*	1.9	*	*
	Plastic Enclosure	*	*	3.2	*	*
Supplementary information: * See table 1.5.1						

5.1.6	TABLE: Touch current and protective conductor current measurement					P	
	Test voltage (V).....:		AC 254.4V, 50 Hz			—	
Measurement location		Polarity (normal) [mA]		Polarity (reverse) [mA]		Limit (mA)	Comments
(Terminal A connected to...)		Switch: ON	Switch: OFF	Switch: ON	Switch: OFF		
Line /neutral to external enclosure wrapped with metal foil		0.017	--	0.013	--	3.5	--
Supplementary information:							

TRF No. BIS_IT/PA_IS13252_V1.3





CLASSIC TESTING & RESEARCH CENTRE

B-17, Sector-65, Noida-201 307 (U.P.)

Ph.: 0120-4279394, Contact : 9717699751

Email: classiclab@gmail.com, ctrctestinglab@gmail.com

Website: www.classictestinglab.com



Cert. No. TC-6151


Report No. CTRC-SC21EPF12057	IS 13252 (Part 1): 2010 + A1: 2013 + A2 : 2015 /	Page 128 of 131
Dated: 10/08/2021	IEC 60950-1: 2005 + A1:2009 + A2 : 2013	ULR No.: TC615121200000408F

5.1.6	TABLE: Touch current and protective conductor current measurement					P
	Test voltage (V).....: AC 254.4V, 60 Hz					—
Measurement location (Terminal A connected to...)	Polarity (normal) [mA]		Polarity (reverse) [mA]		Limit [mA]	Comments
	Switch: ON	Switch: OFF	Switch: ON	Switch: OFF		
Line /neutral to external enclosure wrapped with metal foil	0.018	--	0.014	--	3.5	--
Supplementary information:						

5.2	TABLE: Electric strength tests, impulse tests and voltage surge tests			P
Test voltage applied between:		Voltage shape (AC, DC, impulse, surge)	Test voltage (V)	Breakdown Yes / No
Functional:				
Line to Neutral (F1 open)		AC	1500	No
Basic / supplementary:				
Line to Earth		AC	1500	No
Reinforced:				
L/N to external plastic enclosure with metal foil wrapped		AC	3000	No
Primary to secondary circuit		AC	3000	No
Supplementary information:				



TRF No. BIS_IT/PA_IS13252_V1.3



CLASSIC TESTING & RESEARCH CENTRE

B-17, Sector-65, Noida-201 307 (U.P.)

Ph.: 0120-4279394, Contact : 9717699751

Email: classiclab@gmail.com, ctrctestinglab@gmail.com

Website: www.classictestinglab.com



Cert. No. TC-6151

Report No. CTRC-SC21EPF12057

IS 13252 (Part 1): 2010 + A1: 2013 + A2 : 2015 /

Page 129 of 131

Dated: 10/08/2021


IEC 60950-1: 2005 + A1:2009 + A2 : 2013

ULR No.: TC615121200000408F

5.3	TABLE: Fault condition tests					P
	Ambient temperature (°C)				25.6	—
	Power source for EUT: Manufacturer, model/type, output rating				See table 1.5.1	—
Component No.	Fault	Supply voltage (V)(AC)	Test time	Fuse #	Fuse current (A)	Observation
Transformer T1 (TF087)	Over load	254.4	1.30hrs	F1	--	Temperature rise on Transformer core (T1): 84.2°C Result: No Fire, no hazards
Output	Short circuit	254.4	10 Sec	F1	--	Unit shut down immediately Result: no fire, no hazards
Output	Short circuit	90	10 Sec	F1	--	Unit shut down immediately Result: no fire, no hazards
Supplementary information:						



TRF No. BIS_IT/PA_IS13252_V1.3



CLASSIC TESTING & RESEARCH CENTRE

B-17, Sector-65, Noida-201 307 (U.P.)

Ph.: 0120-4279394, Contact : 9717699751

Email: classiclab@gmail.com, ctrctestinglab@gmail.com

Website: www.classictestinglab.com



Cert. No. TC-6151

Report No. CTCR-SC21EPF12057

IS 13252 (Part 1): 2010 + A1: 2013 + A2 : 2015 /

Page 130 of 131

Dated: 10/08/2021


IEC 60950-1: 2005 + A1:2009 + A2 : 2013

ULR No.: TC615121200000408F

C.2	TABLE: Insulation of transformers						P
	Transformer part name		Transformer (T1)				
	Manufacturer		See table 1.5.1				
	Type		See table 1.5.1				
Clearance (cl) and creepage distance (cr) at/of/between:		U peak (V)	U r.m.s. (V)	Required cl (mm)	cl (mm)	Required cr (mm)	cr (mm)
Primary /input winding and secondary/output winding (internal)		340	240	4.0	*	5.0	*
Primary/input winding and core (internal)				4.0	*	5.0	*
Secondary/output winding and core (internal)				4.0	*	5.0	*
Primary/input part and secondary/output part (external)				4.0	25.61	5.0	25.61
Primary/input part and core (external)				4.0	*	5.0	*
Primary/input part and secondary/output winding (external)				4.0	*	5.0	*
Secondary/output part and core (external)				4.0	*	5.0	*
Secondary/output part and primary/input winding (external)				4.0	25.61	5.0	25.61
Description of design:							
(a) Bobbin							
Primary/input pins				7,8,10,9,11			
Secondary/output pins				1,2,3			
Material (manufacturer, type, ratings)				See Table 1.5.1			
Thickness (mm)				1.00mm			
(b) General							
Please insert here a description of the transformer design describing: Concentric windings on bobbin/Core. Windings ends additionally fixed with tape, outer winding is secondary. Teflon tube on all winding exits is provided. Core is considered as primary.							
Supplementary information: *Approved Triple insulated wire used (See table 1.5.1)							

TRF No. BIS_IT/PA_IS13252_V1.3





CLASSIC TESTING & RESEARCH CENTRE

B-17, Sector-65, Noida-201 307 (U.P.)

Ph.: 0120-4279394, Contact : 9717699751

Email: classiclab@gmail.com, ctrctestinglab@gmail.com

Website: www.classictestinglab.com



Cert. No. TC-6151

Report No. CTCR-SC21EPF12057

IS 13252 (Part 1): 2010 + A1: 2013 + A2 : 2015 /

Page 131 of 131

Dated: 10/08/2021

IEC 60950-1: 2005 + A1:2009 + A2 : 2013

ULR No.: TC615121200000408F

Attachment-1


PHOTOGRAPHS




External View-1



External View-2



PCB Front View



PCB Back View

****End of Test Report****

TRF No. BIS_IT/PA_IS13252_V1.3

